



DESCRIPTION

Eliminate ballast maintenance costs and compatibility issues by retrofitting existing fluorescent fixtures with these ballast bypass color selectable LED T8 tubes.

FEATURES

- Frosted glass lens reduces visual glare
- Suitable for use in totally enclosed fixtures
- Instantaneous full light output upon power-up
- Operates directly off of line voltage, no ballast needed
- Solid state replacement for 2 ft. F17T8, 3 ft. F25T8, and 4 ft. F32T8 tubes
- Delivers 129 Lumens per Watt for highly efficient performance depending on color temperature selected; see Selectable Table for full breakdown
- Can be used with select emergency drivers; see Emergency Drivers section for full list of compatible products
- Ballast must be removed and fixture rewired for single or double-ended operation during installation; see installation instructions for more information
- Color temperature can be adjusted using the slider switch on the end of the tube; see installation instructions for more information

LISTINGS

- UL Listed for damp locations
- RoHS
- FCC Part 15 Class B
- DesignLights Consortium® 5.1 Standard - meets the requirements for the highest DLC qualification for efficacy and lumen maintenance

WARRANTY

- 5 year limited warranty; see pltsolutions.com for warranty details

project name	type
catalog number	
comments	voltage
approved by	date



APPLICATIONS

- Office Lighting
- High Bays
- Industrial Strips
- Warehouses
- Stairwells
- Cold Storage

PERFORMANCE	Power Consumption*	9, 12, 14, 17 Watt
	CRI	82
	Beam	210°
	CCT*	3000K, 3500K, 4000K, 5000K, 6500K
LED L70 Life Hours		≥100,000
ELECTRICAL	Power Factor	0.9
	THD	20%
	Input Voltage	120-277V
CONSTRUCTION	Operating Temperature	-4°F to 113°F (-20°C to 45°C)
	Base	Medium Bi-Pin
	Lens	Frosted
LISTINGS	Certifications	UL Listed; FCC
	Material Usage	RoHS - No mercury or lead
	Environment	Suitable for Damp Locations

* See Selectable Table for full breakdown

PERFORMANCE SUMMARY

Item #	Length	Watts*	CCT*	CRI	Beam	Envelope	LED L70 Life Hours	DLC #	DLC Rating
PLT-50302	2'	9	3000K / 3500K / 4000K / 5000K / 6500K	82	210°	Glass	≥100,000	PLTSP41216	5.1 Standard
PLT-50303	3'	12	3000K / 3500K / 4000K / 5000K / 6500K	82	210°	Glass	≥100,000	PLTSPB2216	5.1 Standard
PLT-50304	4'	14	3000K / 3500K / 4000K / 5000K / 6500K	82	210°	Glass	≥100,000	PLTSP3B216	5.1 Standard
PLT-50305	4'	17	3000K / 3500K / 4000K / 5000K / 6500K	82	210°	Glass	≥100,000	PLTSP33216	5.1 Standard

*See Selectable Table for full breakdown

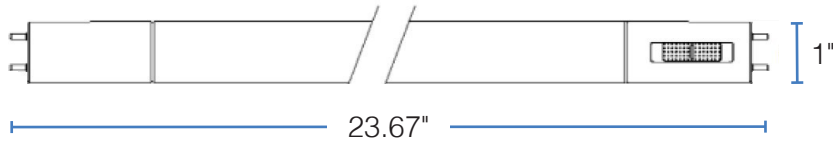
SELECTABLE TABLE

Wattage	CCT	Lumen	Efficacy
9	3000K	1100	122
	3500K	1100	122
	4000K	1150	128
	5000K	1150	128
	6500K	1150	128
12	3000K	1400	117
	3500K	1400	117
	4000K	1450	121
	5000K	1450	121
	6500K	1450	121
14	3000K	1700	121
	3500K	1700	121
	4000K	1800	129
	5000K	1800	129
	6500K	1800	129
17	3000K	2100	124
	3500K	2100	124
	4000K	2200	129
	5000K	2200	129
	6500K	2200	129

EMERGENCY DRIVERS

Item #	Description
PLTS-20116	5W Emergency Driver
PLTS-20117	10W Emergency Driver

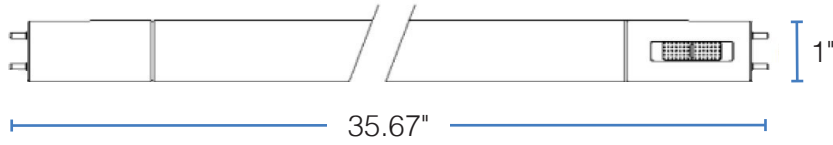
DIMENSIONS



2' DIMENSIONS

Length: 23.67"

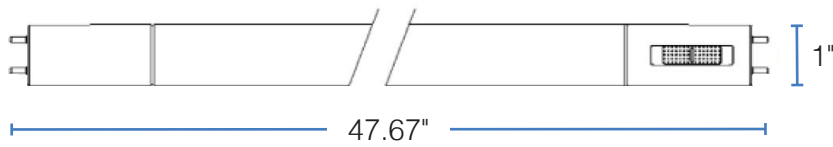
Diameter: 1"



3' DIMENSIONS

Length: 35.67"

Diameter: 1"



4' DIMENSIONS

Length: 47.67"

Diameter: 1"

WARNINGS

- Not for use with ballasts.