



# COLOR AND WATTAGE SELECTABLE LED CORN LAMP

## DESCRIPTION

Reduce energy and maintenance costs by replacing 150W, 175W, 250W, and 400W metal halide bulbs with these more efficient color and wattage selectable LED corn bulbs.

## FEATURES

- Delivers 170 LPW for highly efficient performance
- Mogul E39 base
- Light output varies depending on wattage and color temperature selected; see Selectable Table for full breakdown
- A sensor receptacle is located on top of the bulb; call 1-800-624-4488 for more information
- Ballasts, capacitors, and starters must be removed (bypassed) from fixture during installation; see installation instructions for more information
- Wattage and color temperature is adjusted via dip switches on the bulb; see installation instructions for more information

## LISTINGS

- UL rated for damp locations
- Rated for use in enclosed fixtures
- FCC
- IP64
- RoHS
- DesignLights Consortium® 5.1 Standard - meets the requirements for the highest DLC qualification for efficacy and lumen maintenance

## PERFORMANCE

- CRI: >80
- CCT: 3000K, 4000K, 5000K
- LED L70 Life Hours @ 25°C: >54,000 hours
- Beam Angle: 360°

## THERMAL

- -40°F to 113°F or (-40°C to 45°C) operating temperature

## ELECTRICAL

- THD: <20%
- Power Factor: >0.9
- Input Voltage: 120-277V
- Surge Protection: >4kV

project name	type
catalog number	
comments	voltage
approved by	date



## APPLICATIONS

- Warehouses
- Security Lighting
- Post Top Lights

## WARRANTY

- 5-year limited warranty; see [pltsolutions.com](http://pltsolutions.com) for warranty details

<b>PERFORMANCE</b>	Power Consumption*	45, 54, 63, 80, 100, 120 Watt
	CRI	>80
	CCT*	3000K, 4000K, 5000K
	LED L70 Life Hours	>54,000
	Beam Angle	360 Degree
<b>ELECTRICAL</b>	Power Factor	<20%
	THD	>0.9
	Input Voltage	120-277V
<b>CONSTRUCTION</b>	Operating Temperature	-40°F to 113°F or (-40°C to 45°C)
	Base	E39
	Certifications	UL Listed; FCC; CE; IP64; DLC 5.1 Standard
<b>LISTINGS</b>	Material Usage	RoHS - No mercury or lead
	Environment	Enclosed Fixture Rated; Damp Location Rated

\* See Selectable Table for full breakdown

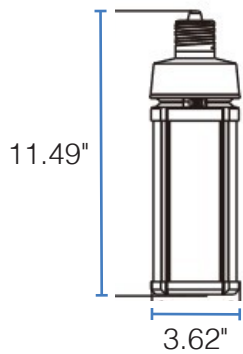
# PERFORMANCE SUMMARY

Item #	Watts*	CCT*	Voltage	Replaces	CRI	Burn Position	LED L70 Life Hours @ 25°C	Default Setting	DLC #	DLC Rating
PLT-12840	45/ 54/ 63	3000K/ 4000K/ 5000K	120-277V	MH150/ MH175	>80	Universal	>54,000	63W, 5000K	PLTBSE29X	5.1 Standard
PLT-12841	54/ 63/ 80	3000K/ 4000K/ 5000K	120-277V	MH175/ MH250	>80	Vertical (+/- 20 degrees)	>54,000	80W, 5000K	PLTBSF29X	5.1 Standard
PLT-12842	63/ 80/ 100	3000K/ 4000K/ 5000K	120-277V	MH175/ MH250/ MH400	>80	Vertical (+/- 20 degrees)	>54,000	100W, 5000K	PLTBSG29X	5.1 Standard
PLT-12843	80/ 100/ 120	3000K/ 4000K/ 5000K	120-277V	MH250/ MH400	>80	Vertical (+/- 20 degrees)	>54,000	120W, 5000K	PLTBSh29X	5.1 Standard

\*See Selectable Table for full breakdown

## SELECTABLE TABLE

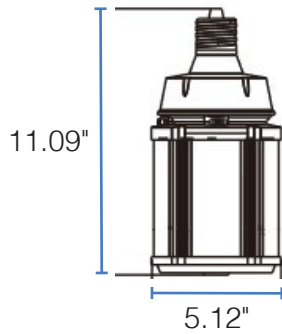
SKU	Watts	CCT	Lumens	LPW
PLT-12840	45	3000K	6937	154
		4000K	7333	162
		5000K	7345	163
	54	3000K	8012	148
		4000K	8508	157
		5000K	8379	155
	63	3000K	8990	142
		4000K	9578	152
		5000K	9560	151
PLT-12841	54	3000K	8634	159
		4000K	9178	169
		5000K	9212	170
	63	3000K	9801	155
		4000K	10,490	166
		5000K	10,459	166
	80	3000K	12,068	150
		4000K	12,965	162
		5000K	12,852	160
PLT-12842	63	3000K	8780	139
		4000K	9598	152
		5000K	9196	145
	80	3000K	11,617	145
		4000K	12,757	159
		5000K	12,067	150
	100	3000K	14,247	142
		4000K	15,293	152
		5000K	14,962	149
PLT-12843	80	3000K	12,487	156
		4000K	13,237	165
		5000K	12,940	161
	100	3000K	15,522	155
		4000K	16,552	165
		5000K	16,127	161
	120	3000K	16,982	141
		4000K	18,395	153
		5000K	17,966	149



**PLT-12840 DIMENSIONS**

Height – 11.49"  
Diameter – 3.62"  
Weight – 2.03 lbs

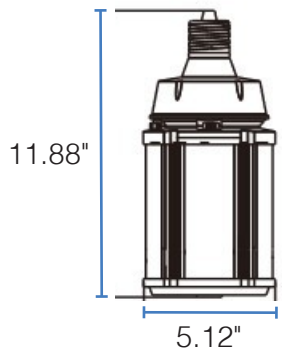
Minimum Lamp Compartment Dimensions:  
11.81" (L) x 11.81" (W) x 12.01" (H)



**PLT-12841 DIMENSIONS**

Height – 11.09"  
Diameter – 5.12"  
Weight – 3.13 lbs

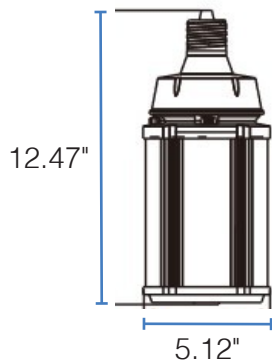
For Vertical Installation (+/- 20 Degrees Only)  
Minimum Lamp Compartment Dimensions:  
11.81" (L) x 11.81" (W) x 16.53" (H)



**PLT-12842 DIMENSIONS**

Height – 11.88"  
Diameter – 5.12"  
Weight – 3.41 lbs

For Vertical Installation (+/- 20 Degrees Only)  
Minimum Lamp Compartment Dimensions:  
11.81" (L) x 11.81" (W) x 16.53" (H)

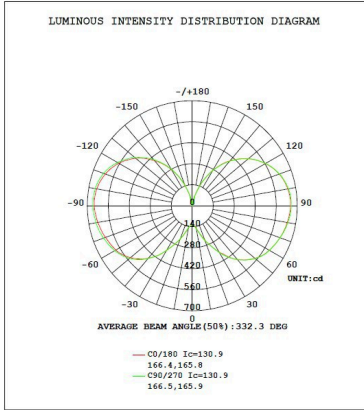


**PLT-12843 DIMENSIONS**

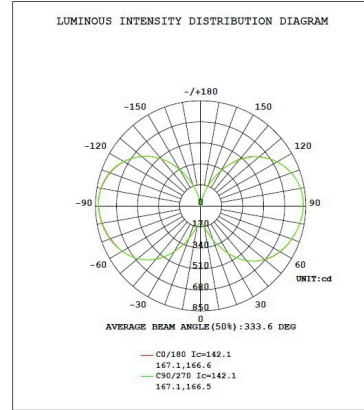
Height – 12.47"  
Width – 5.12"  
Weight – 3.49 lbs

For Vertical Installation (+/- 20 Degrees Only)  
Minimum Lamp Compartment Dimensions:  
11.81" (L) x 11.81" (W) x 16.53" (H)

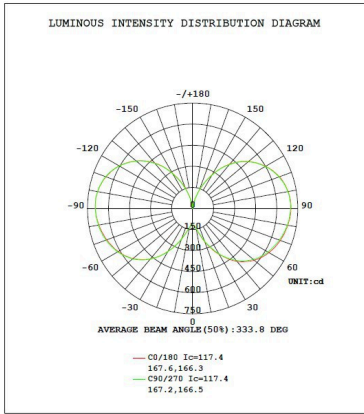
**PLT-12840 - 45W, 3000K**



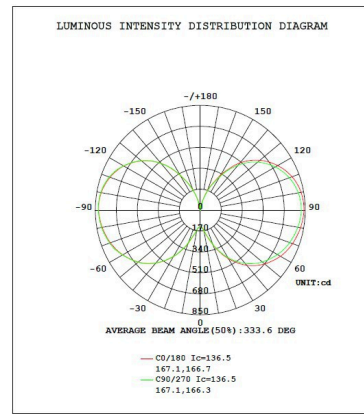
**PLT-12840 - 54W, 4000K**



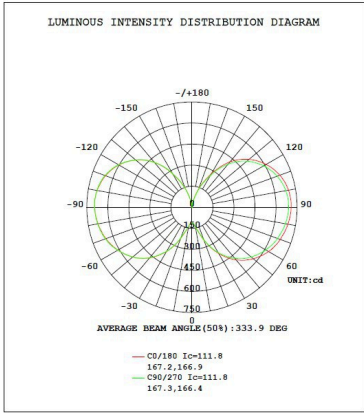
**PLT-12840 - 45W, 4000K**



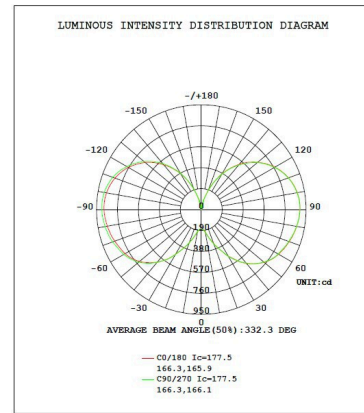
**PLT-12840 - 54W, 5000K**



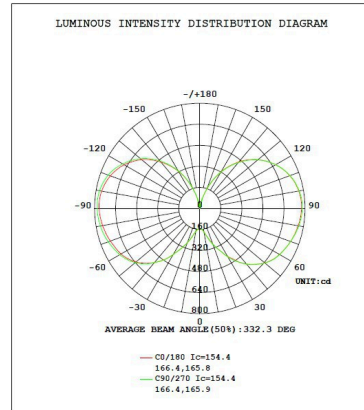
**PLT-12840 - 45W, 5000K**



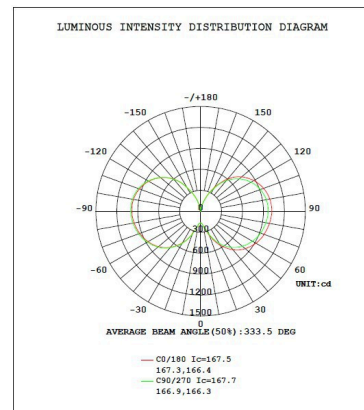
**PLT-12840 - 63W, 3000K**



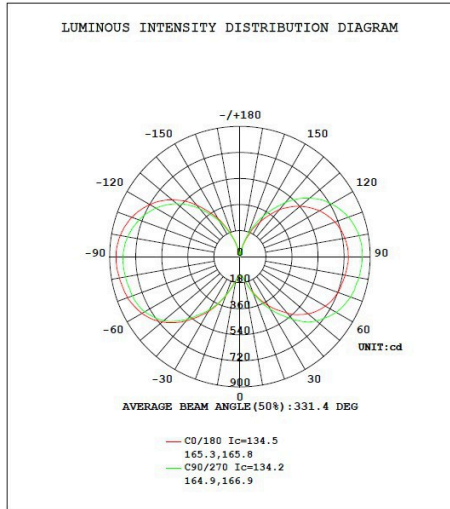
**PLT-12840 - 54W, 3000K**



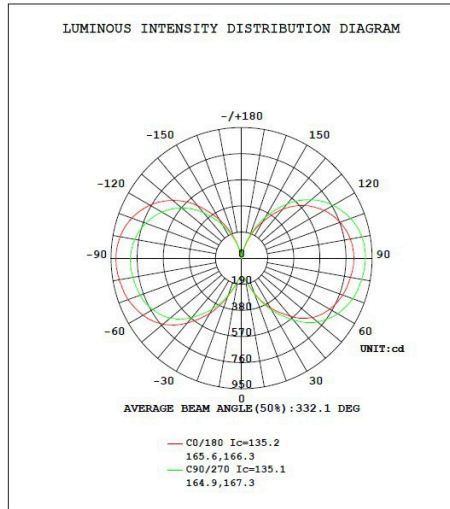
**PLT-12840 - 63W, 5000K**



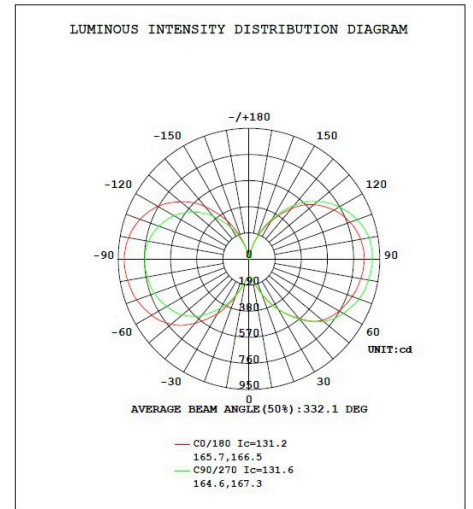
**PLT-12841 - 54W, 3000K**



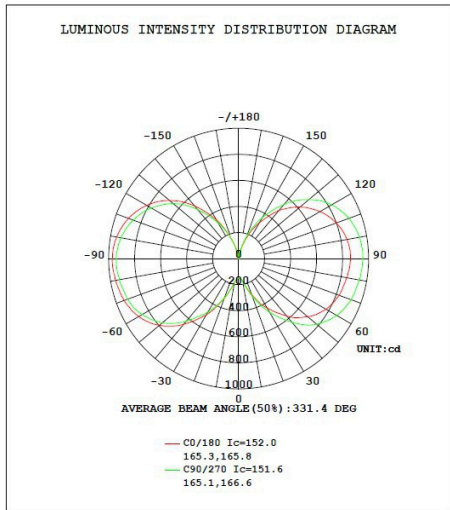
**PLT-12841 - 54W, 4000K**



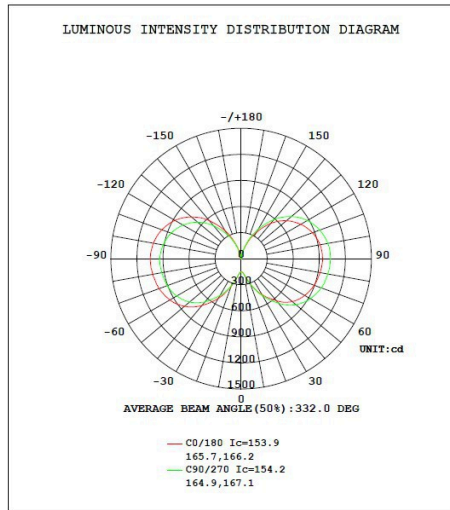
**PLT-12841 - 54W, 5000K**



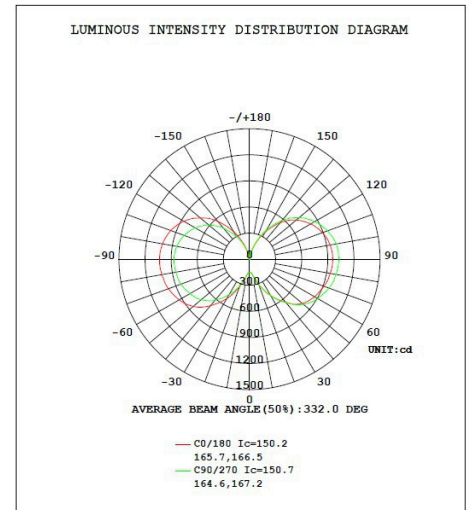
**PLT-12841 - 63W, 3000K**



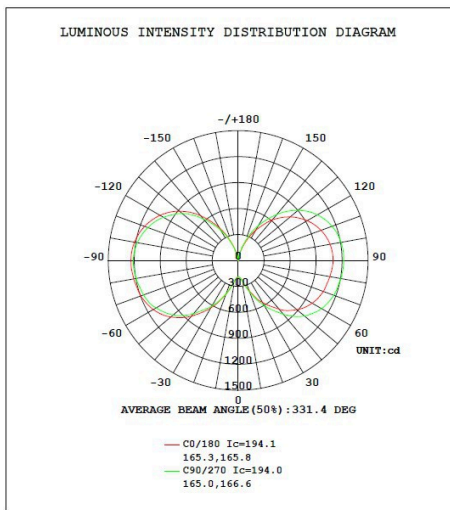
**PLT-12841 - 63W, 4000K**



**PLT-12841 - 63W, 5000K**



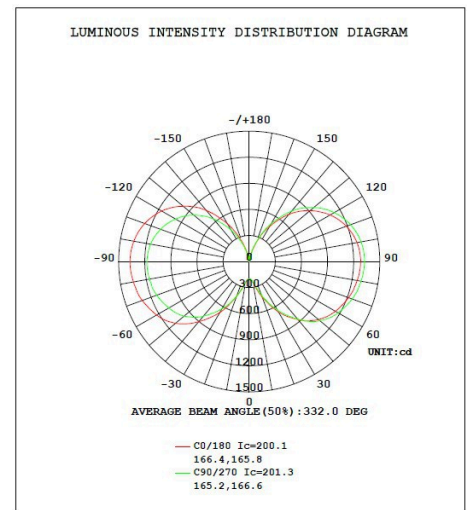
**PLT-12841 - 80W, 3000K**



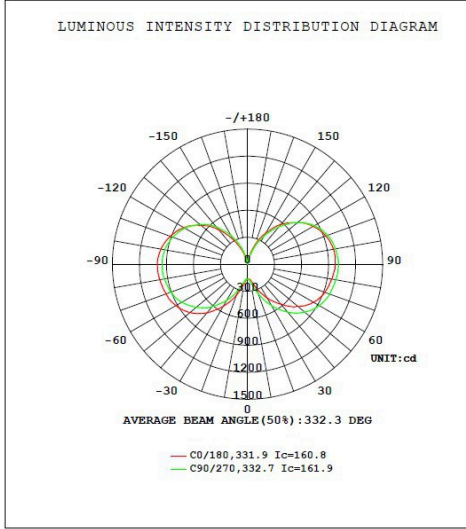
**PLT-12841 - 80W, 4000K**



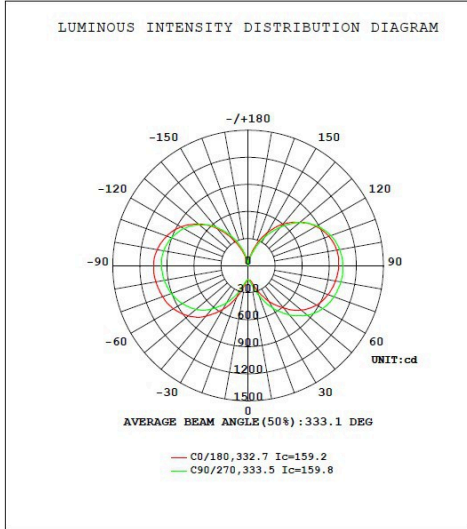
**PLT-12841 - 80W, 5000K**



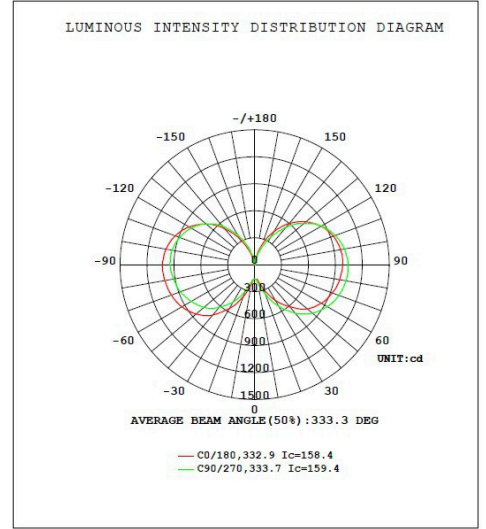
**PLT-12842 - 63W, 3000K**



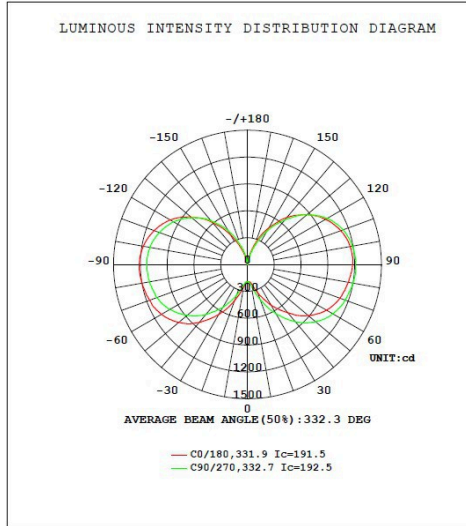
**PLT-12842 - 63W, 4000K**



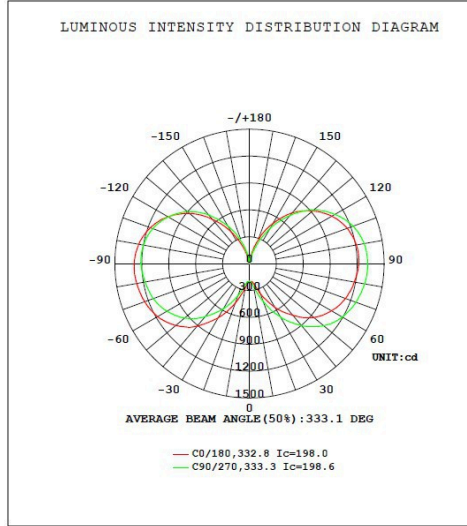
**PLT-12842 - 63W, 5000K**



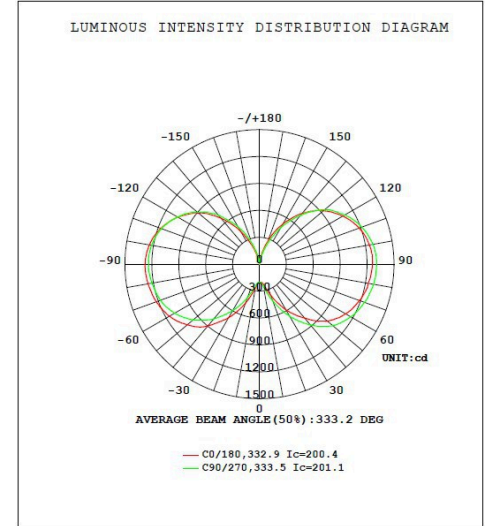
**PLT-12842 - 80W, 3000K**



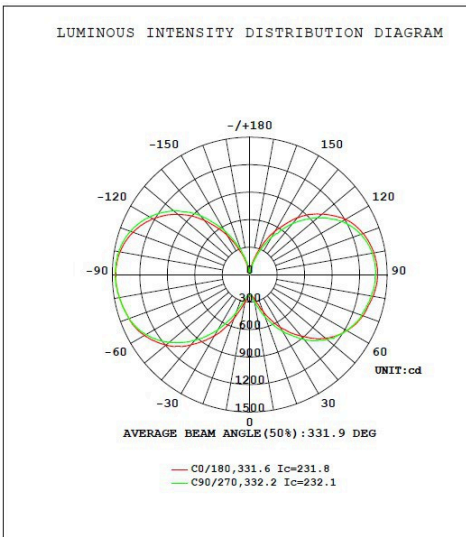
**PLT-12842 - 80W, 4000K**



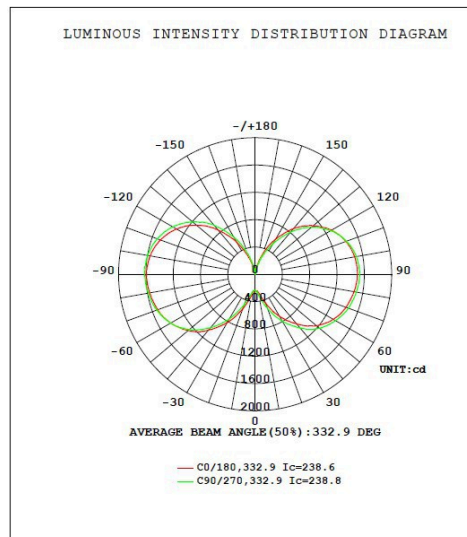
**PLT-12842 - 80W, 5000K**



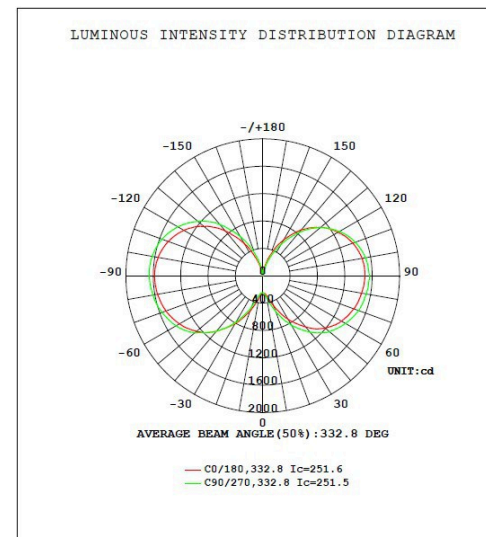
**PLT-12842 - 100W, 3000K**



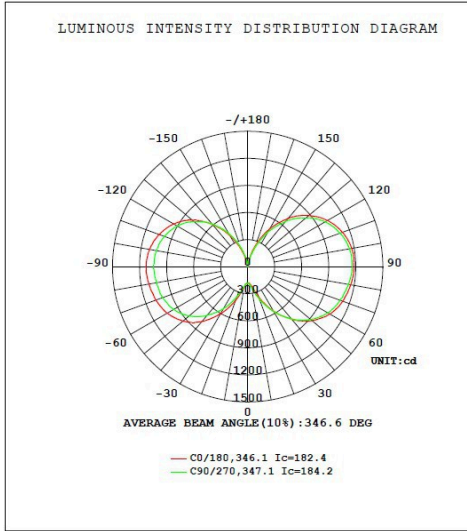
**PLT-12842 - 100W, 4000K**



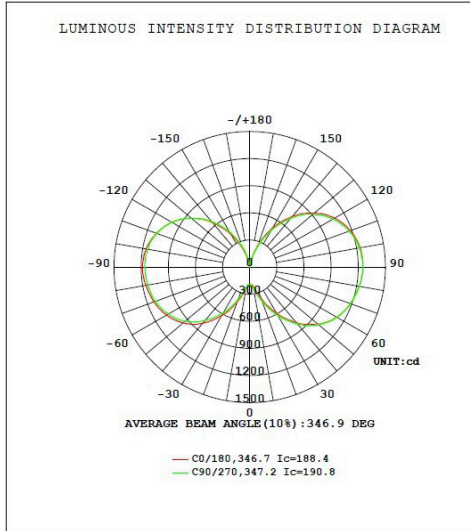
**PLT-12842 - 100W, 5000K**



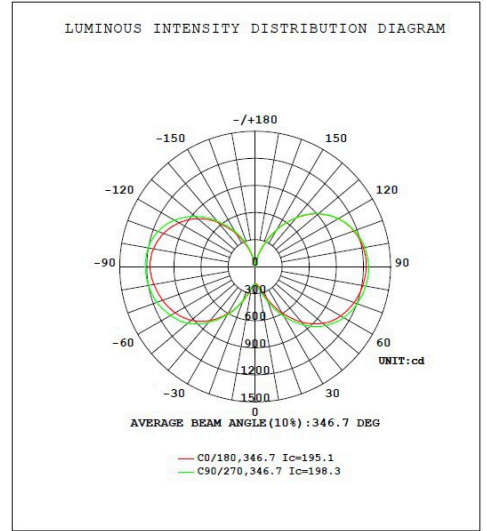
**PLT-12843 - 80W, 3000K**



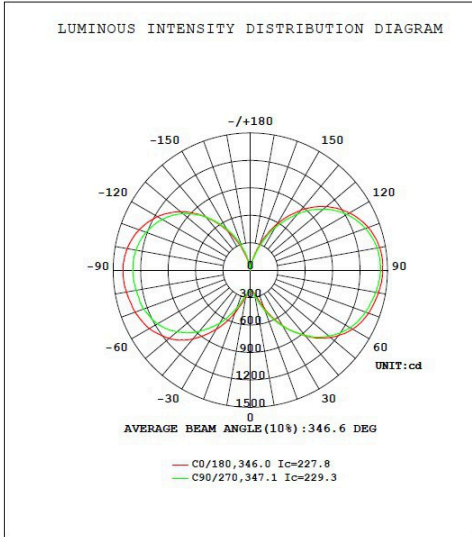
**PLT-12843 - 80W, 4000K**



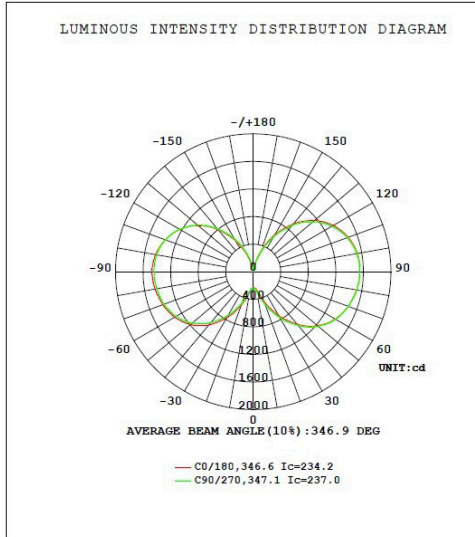
**PLT-12843 - 80W, 5000K**



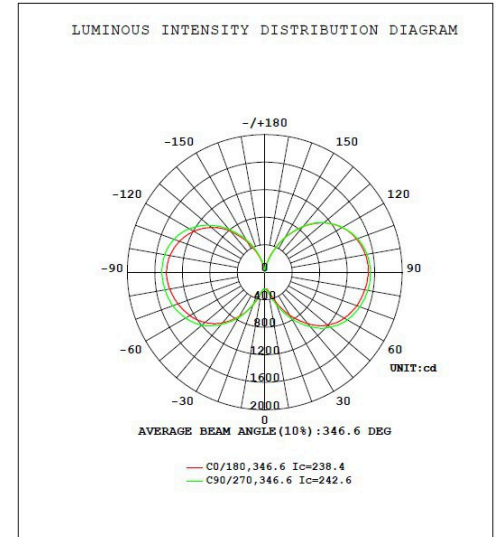
**PLT-12843 - 100W, 3000K**



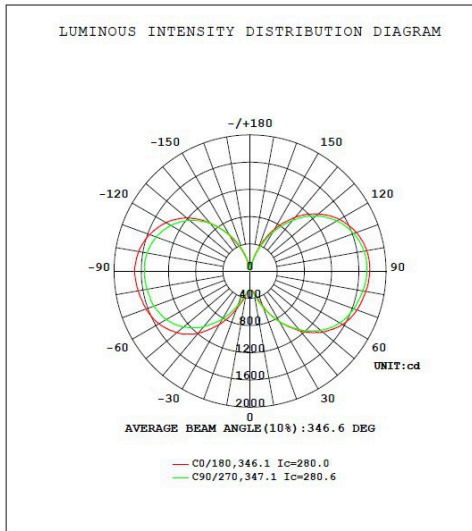
**PLT-12843 - 100W, 4000K**



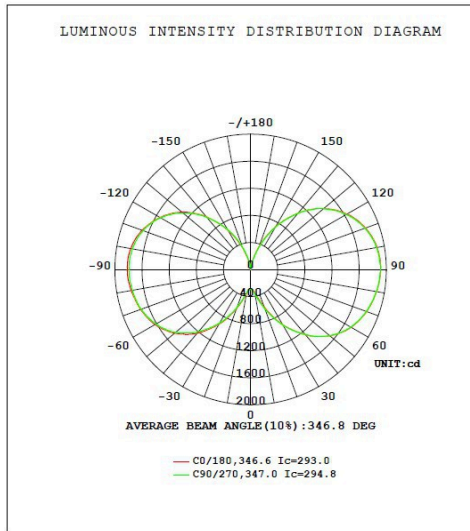
**PLT-12843 - 100W, 5000K**



**PLT-12843 - 120W, 3000K**



**PLT-12843 - 120W, 4000K**



**PLT-12843 - 120W, 5000K**

