



# LED T8 SERIES

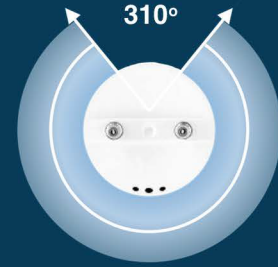
## DIRect LED T8 - 8FT

### COMMERCIAL SPEC GRADE

Replaces 86W 8ft Fluorescent T8




#### Superior All-Around Light Distribution



#### Coated Shatter-Resistant Glass



Designed for high efficiency and versatility, the IC-Driver allows for exceptional DIRect performance



Seamless output from end-to-end, Light Engine allows for fully uniform light output



### FEATURES

- DIRect Replacement for Easy Installation
- Full Glass Lens with 310° Light Distribution
- Universal Input Voltage - 120-277V, 347V
- Uniform Light Output From End-to-End
- Instant-ON with No Flicker
- 5-Year Warranty
- UL + NSF/ANSI Standard 2 Rated

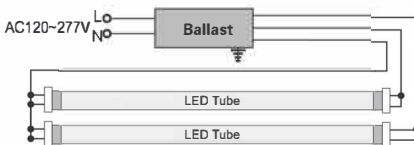
### Specifications and Technical Data

MODEL	BASE TYPE	WATTS / EQV.	LUMEN	CCT	LENGTH	VOLTAGE	CRI	THD	CARTON QTY	LIGHT DISTRIBUTION
LT8F420035K1	Bi-Pin G13	38W / 86W	4200LM	3500K	8 FT	120-277, 347V	83	<20%	16	310°
LT8F420041K1	Bi-Pin G13	38W / 86W	4200LM	4100K	8 FT	120-277, 347V	83	<20%	16	310°
LT8F420050K1	Bi-Pin G13	38W / 86W	4200LM	5000K	8 FT	120-277, 347V	83	<20%	16	310°

\* Suitable for use in totally enclosed fixtures

\*\* Suitable for damp locations. Not for use where exposed to the weather or moisture \*

### Installation Configuration



DIRect

### Light Distribution Curve

