

# Features & Specifications

**INTENDED USE** – LED area lights are all-purpose site lighting fixtures that can be used for parking lots, car dealerships, outdoor stadiums, pathways, and parks. These LED fixtures will yield a significant reduction in energy consumption compared to standard HID systems and virtually eliminate ongoing maintenance expenses with a long-lasting lifespan. Designed for outdoor applications, the LED area light fixtures will provide reduced offsite visibility as well as effective security lighting.

**CONSTRUCTION** – Heavy-duty die cast aluminum housing with bronze polyester powder paint for corrosion-free durability. Resistant to rough vibrations and external impacts. Acrylic lens protects the LEDs and provides even light distribution. Housing is sealed with a silicone gasket, protecting against moisture and environmental contaminants (IP65 rated). Modular LED bricks wired in parallel for ease of maintenance. Water-tight photocell cap protects fixture from moisture damage until a photocell is added.

**OPTICS** – High-performance LEDs maintain a 26,000 Lumen output at 5000K for 50,000 hours of use. ≥80 CRI.

Type III light distribution is intended for perimeter lighting of parking lots and along the edges of an open area as well as large roadways and parking lot aisles. It casts more light forward so that it can be used to light roads and pathways from the side of the road rather than being installed in the median.

LED area lights are designed to have a more directional beam angle than metal halide and high pressure sodium fixtures so no light is lost within or above the fixture. These LED fixtures also do not lose Lumens in the same way as a HID fixture, meaning the brightness stays consistent longer and needs to be replaced far less frequently.

**ELECTRICAL** – Input voltage of 277-480 VAC, 50/60Hz, Sosen LED Driver, and integrated 10kV surge protection.

**INSTALLATION** – A straight-arm mounting bracket makes retrofit installation simple, resulting in reduced installation time and additional labor savings. Adjustable slipfitter is included for round pole mounting applications. Slipfitter mounts provide more flexibility and control over installation and light distribution by offering a broader range of angles than a stationary arm.

**LISTINGS** – UL Certified to safety standards for wet location. Rated for -40°C to 50°C ambient temperature. IP-65 Rated.

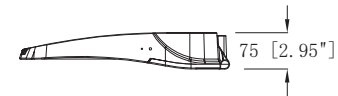
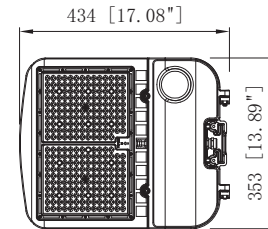
**WARRANTY** – 3-year warranty. PLT products that are damaged or defective will be repaired or replaced at PLT's choosing for a period of 3 years. Contact 1-800-624-4488 for more information.

**ADD-ONS** – Pair with timers, photocells, and motion sensors for hassle free bright night time lighting and energy savings during the day. If pairing with a photocell, it must be LED compatible in order to operate properly. If using a conventional photocell, be sure to replace it with one rated for use with LEDs. While conventional light sensors will still work with LED fixtures at first, they will burn out prematurely. The same is true for motion sensors.

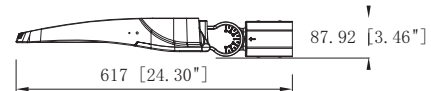
If you live in the northern hemisphere, your photocells should face north whenever possible. North-facing light sensors allow for the most balanced on/off schedule based on the arc of the sun. If pointed west, it will turn on and off late and vice versa for east-facing light sensors. Photocells facing the south will be exposed to the most direct sunlight which can burn out the components and cause premature failure. If you want your lights to come on early or late, we recommend pointing the light sensor northeast or northwest, respectfully. The opposite is true south of the equator.



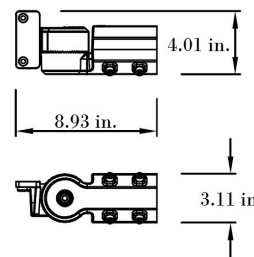
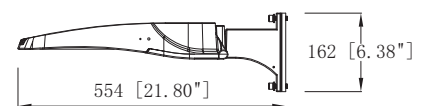
**Dimensions**  
Height: 2.95 in.  
Width: 13.89 in.  
Depth: 17.08 in.



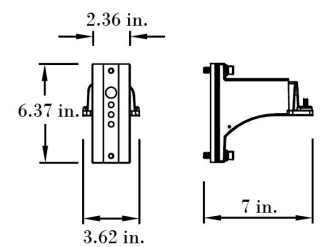
**TYPE A**



**TYPE C**



**Slipfitter**



**Mounting Arm**

SKU #	Kelvin	Lumens	CRI	Wattage	Voltage	DLC?	Mounting	Life Hours	Warranty
PLT-11412	5000	26000	80	200	277-480	NO	ARM & SLIPFITTER	50,000	3 YEAR

## PHOTOMETRICS

