



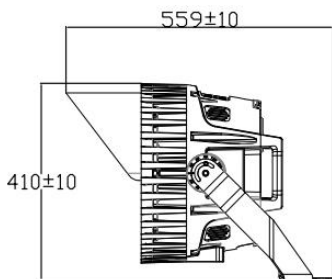
PLT-13350 -- 600W, 77,400 Lumens, 5000K, Black Finish

- 40-degree Beam Angle
- Yoke Mount
- Shield included

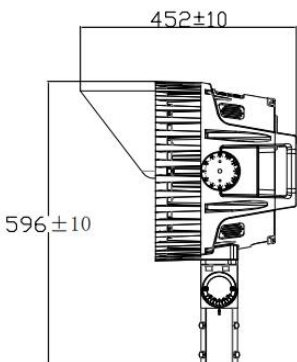
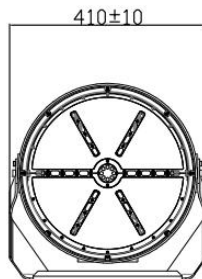


Optional U-Bracket w/ Slipfitter Mount - PLT-84080

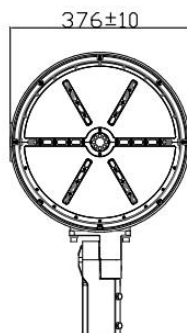
## DIMENSIONS



Yoke



Slipfitter\*



## ADVANTAGE

- UL
- Input voltage 120-277Vac
- No UV or IR in the beam
- Easy to install and operate
- Energy saving, long lifespan
- Instant start, NO flickering, NO humming
- Green and eco-friendly without mercury
- Output can dimmer with 0-10V dimmers.

## APPLICATION

- ◆ Gymnasiums;
- ◆ Squares or plazas;
- ◆ Shipyards, Airports, wharfs;
- ◆ High mast and Contour lighting

\*Available via Special Order. Call 1-800-624-4488

## SPECIFICATIONS

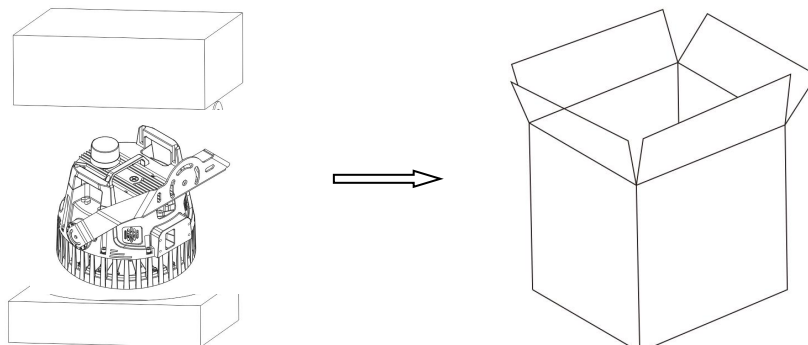
<b>OPTICAL</b>	Input Power (Tolerance : ±10%)	600W		
	Color Temperature	4000K*	5000K	5700K*
	Lumen (Tolerance : ±10%)	76800LM	77400 LM	77400 LM
	Efficacy (Tolerance :±3%)	128 LM/W	129 LM/W	129 LM/W
	CRI	>70		
	Color Consistency	<6 Steps (or <6 SDCM)		
	BUG	B5-U0-G3		
	Distribution Pattern	NEMA:4 (4H4V)		
	Beam Angle (50%) (Tolerance : ±15%)	40°		
<b>ELECTRICAL</b>	Input Voltage and Frequency	120-277VAC, 50/60Hz		
	PF (Tolerance : -3%)	≥0.9		
	THD (Tolerance : +5%)	≤20%		
	Flicker Percent	<5%		
	Driver Brand	UPower Tek		
	Driver Model	BLD-600-C420-ENU		
	Driver Surge protection	L/N-PE: 10kV, L-N:6kV		
	Dimming	0-10V dimming standard		
<b>MATERIALS</b>	LED Brand	Bridgelux		
	LED Type	SMD3030		
	LED QTY	504 PCS		
	Housing	Die-cast aluminum		
	Housing Color	Black, White*, Bronze* or Customized*		
	EPA	1.6 ft <sup>2</sup>		
	Waterproof Rating	WET (IP65)		
<b>OTHERS</b>	Operating Temperature	-40°C TO 45°C		
	Storage Temperature	-40°C TO 80°C		
	Operating Humidity	20% - 90% RH		
	Storage Humidity	10% - 95% RH		
	Warranty	5 years		

\*Fixture with optional CCTs and mounts are available via Special Order. Call 1-800-624-4488.

## PACKAGE

Bracket Type	Carton Size	Qty / Carton	Net Weight / Carton	Gross Weight / Carton
Yoke	505*490*480 MM	1 PC	14.5 KG	16.5 KG
Slipfitter*	505*490*480 MM	1 PC	15.0 KG	17.0 KG

Tolerance of Carton Size: ±15 MM, Tolerance of Weight: ±10%.



## LIGHT DISTRIBUTION TESTING PARAMETERS

### Luminaire Property

Luminaire Manufacturer:  
 Luminaire Category:  
 Lamp Catalog:  
 Number of Lamps:  
 Luminous Length (mm):  
 Luminous Height (mm):  
 Current: 5.107 A  
 Power Factor: 0.993

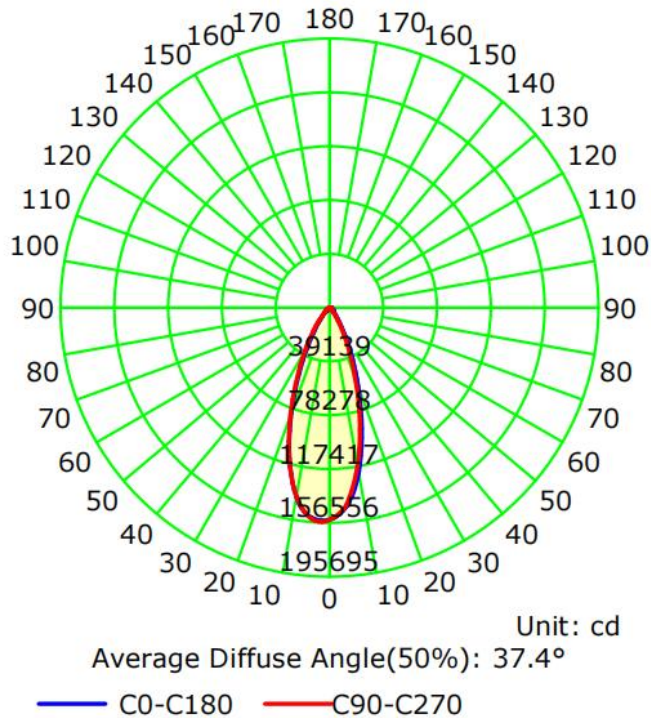
Luminaire Description:  
 Lamp Description:  
 Lumens per Lamp:  
 Luminous Width (mm):  
 Voltage: 120.0 V  
 Power: 608.50 W

### Photometric Results

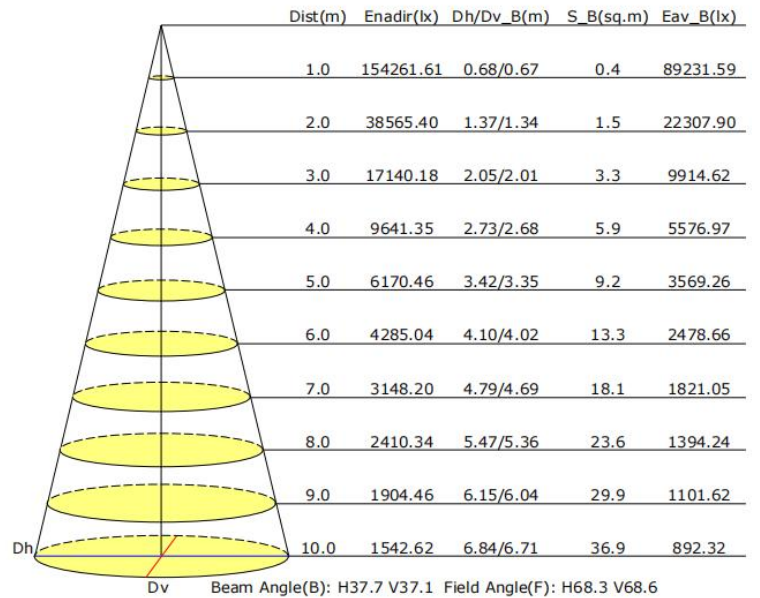
IES Classification: Type I  
 Total Rated Lamp Lumens: 78012.0 lm  
 Efficiency: 100%  
 Upward Ratio: 0%  
 C0r0 Intensity: 154261.61 cd  
 Pos of Max. Intensity: H247.5 V3  
 Beam Angle(C0/C180,C90/C270,C45/C225,C135/315): 37.7, 37.1, 37.7, 37.3

Longitudinal Classification: Very Short  
 Measurement Flux: 78012 lm  
 Downward Ratio: 100%  
 Luminaire Efficacy Rating (LER): 128.25  
 Max. Intensity: 156556.54 cd

Luminous Intensity Distribution Curve



Illuminance at a Distance





## NOTICE FOR USER

- Please turn off power before installation or maintenance.
- Verify that supply voltage is correct by comparing it with the luminaire label information. Please make sure the wiring is insulated.
- Installation, service, and maintenance of luminaires should be performed by a qualified licensed electrician.

## TROUBLESHOOTING

Problem	Solution
Flickering Light	Turn off the power, then turn on again after 3 minutes. If the light continues to flicker, call a licensed electrician.
Fixture not turning on	Check the electrical connection.