



# Wattage and Color Selectable LED Flood Light Fixture

## DESCRIPTION

Replace existing metal halide flood fixtures with these more efficient color selectable LED flood fixtures featuring a white face.

## FEATURES

- Delivers up to 151 LPW for highly efficient performance; light output varies depending on the wattage and color temperature selected, see Selectable Table for full breakdown
- Slipfitter adjusts up to 180°
- Trunnion adjusts up to 180°
- 0-10V dimming from highest wattage setting
- Wattage and color temperature can be adjusted using the dip switch on the back of the fixture; see installation instructions for more information

## LISTINGS

- UL rated for wet locations
- IP65
- IK06
- DesignLights Consortium® 5.1 Premium - meets the requirements for the highest DLC qualification for efficacy and lumen maintenance

## PERFORMANCE

- CRI: >80
- CCT: 3000K, 4000K, 5000K
- LED L70 Life Hours: 165,000 hours

## THERMAL

- -40°F to 122°F (-40°C to 50°C) operating temperature - PLT-13221 & PLT-13222
- -40°F to 113°F (-40°C to 45°C) operating temperature - PLT-13223 & PLT-13224

## ELECTRICAL

- THD: ≤20%
- Power Factor: ≥0.9
- Input Voltage: 120-277V
- Surge Protection: 10kV
- Dimmable power supply (0-10V)

## INSTALLATION

- Designed for installation with included mount; see Performance Summary for a full breakdown of which mount is included. For information on how to install these fixtures, see installation instructions.

Project name	Type
Catalog number	
Comments	Voltage
Approved by	Date



## CONSTRUCTION

- Die-cast aluminum housing
- Durable polyester bronze powder coating withstands demanding environments
- Polycarbonate lens
- White face

## WARRANTY

- 5-year limited warranty; see [pltsolutions.com](http://pltsolutions.com) for warranty details

## APPLICATIONS

- Safety and Security Lighting
- Sign Lighting
- Building Facades

## PERFORMANCE SUMMARY

Item #	Watts*	CCT*	Beam Angle	CRI	Dimming	Voltage	Replaces	Mounting	BUG	DLC #	DLC Level
PLT-13221	150/ 180/ 200	3000/ 4000/ 5000	Flood	>80	0-10V	120-277V	MH1000	Slipfitter	B4-U0-G3	PLTSNG11[1;2;3]1[1;2;blank] [1;2;3;4;5;6;7;blank][1;2;blank] [1;2;3]	5.1 Premium
PLT-13222	150/ 180/ 200	3000/ 4000/ 5000	Flood	>80	0-10V	120-277V	MH1000	Trunnion	B4-U0-G3		
PLT-13223	200/ 240/ 300	3000/ 4000/ 5000	Flood	>80	0-10V	120-277V	MH1000	Slipfitter	B5-U0-G0	PLTSNG21[1;2;3]1[1;2;blank] [1;2;3;4;5;6;7;blank][1;2;blank] [1;2;3]	5.1 Premium
PLT-13224	200/ 240/ 300	3000/ 4000/ 5000	Flood	>80	0-10V	120-277V	MH1000	Trunnion	B5-U0-G0		

\*See Selectable Table for full breakdown

## SELECTABLE TABLE

SKU	Wattage	CCT	Lumens	Efficacy
PLT-13221 PLT-13222	150	3000K	21,868	145
		4000K	22,574	150
		5000K	21,914	146
	180	3000K	24,504	136
		4000K	26,111	145
		5000K	25,211	140
	200	3000K	28,169	140
		4000K	30,919	154
		5000K	28,978	144
PLT-13223 PLT-13224	200	3000K	28,846	144
		4000K	30,146	150
		5000K	29,255	146
	240	3000K	32,208	134
		4000K	34,818	145
		5000K	33,568	139
	300	3000K	36,942	123
		4000K	40,072	133
		5000K	39,703	132

## DIMENSIONS

### PLT-13221

Height w/ mount – 13.1"

Width – 11.2"

Depth – 7"


Weight – 9.9 lbs



## DIMENSIONS

### **PLT-13222**

Height w/ mount – 10.9"  
 Width – 11.2"  
 Depth – 7"  
 Weight – 10.56 lbs



### **PLT-13223**

Height w/ mount – 14.1"  
 Width – 13.7"  
 Depth – 7.95"  
 Weight – 13.64 lbs



### **PLT-13224**

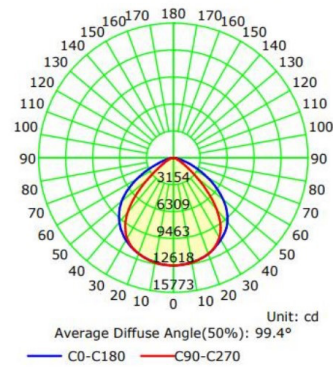
Height w/ mount – 12"  
 Width – 13.7"  
 Depth – 7.95"  
 Weight – 15.18 lbs



## PHOTOMETRICS

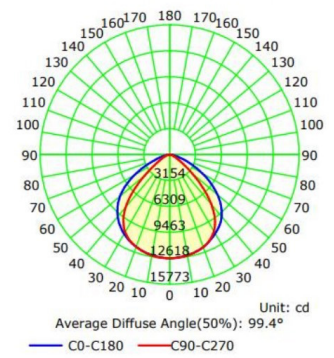
### **PLT-13221**

Luminous Intensity Distribution Curve



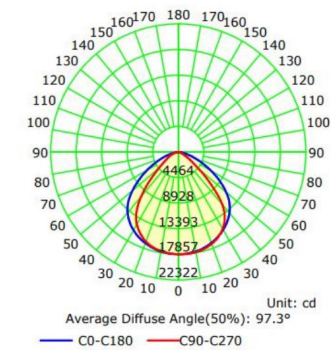
### **PLT-13222**

Luminous Intensity Distribution Curve



### **PLT-13223**

Luminous Intensity Distribution Curve



### **PLT-13224**

Luminous Intensity Distribution Curve

