



Product Specification

Document No.:


Version: A0

Page: 1/7

model no. **PLT-50321, PLT-50322**

1. DESCRIPTION:

LAMP TYPE:	Linear T8LED
LAMP CLASSIFIED:	Type A+B, Single&Double Ended, G5
BASE TYPE:	G13 (Medium Bi-pin)
EQUIVALENT	F25T8, F28T8, F30T8, F32T8
WATTAGE:	12W
CCT:	3000K,3500K,4000K,5000K, or 6500K
DIFFUSER TYPE:	Internal coated glass tube
WARRANTY:	5 YEARS



2. PRODUCT FEATURES

Replacement for conventional fluorescent lamp
Direct wire or 120-277Vac input
UL (R/C and Classified)
Full glass housing: no aging, no yellowing, no bending
Environmentally friendly: no mercury

Suitable for dry and damp locations
Suitable for open fixtures

3. PERFORMANCE (If no specified, the test conditions in below items are: Ta=25°C±1°C, RH≤65%, air free)

3.1 Electrical Characteristics

PARAMETERS	SYMBOL	MIN	RATED	MAX	UNIT	Test Condition
Line voltage	Vin	108	120/277	305	V	/
Frequency	f	--	50/60	--	Hz	/
Lamp Rated Power	P	10.8	12.0	13.2	W	Vin=120,277Vac
System Power	P	12.6	14.0	15.8	W	Vin=120,277Vac
Power factor	PF	0.9	--	--	/	Vin=120,277Vac
Total Harmonic Distortion	THD	--	20%	--	/	Vin=120,277Vac
Starting time	t	--	--	1	s	Vin=120,277Vac
Flicker Percent	/	--	--	--	/	/
Dimming Type	/	Type A: Depend on ballast				

3.2 Photometrical Characteristics

PARAMETERS	SYMBOL	MIN	RATED	MAX	UNIT	Test Condition
Beam Angle	Θ 10%	--	210	--	°	IES
Flux <4000K	Φ	1530	1700	--	lm	DLC
Flux ≥4000K		1620	1800	--		
Lamp Efficacy <4000K	η	128.1	142	--	lm/W	
Lamp Efficacy ≥4000K		135.6	150	--		
System Efficacy <	ηsys	116.4	121	--	lm/W	
System Efficacy ≥		116.4	129	--		

3.3 Color Characteristics (refer to ANSI C78.377-2017)

Chromaticity coordinates

CENTER POINT	CCT=3000K	X=0.4339	Y=0.4033	/
	CCT=3500K	X=0.4078	Y=0.3930	
	CCT=4000K	X=0.3818	Y=0.3797	
	CCT=5000K	X=0.3446	Y=0.3551	
	CCT=6500K	X=0.3123	Y=0.3283	

PARAMETER	SYMBOL	MIN	RATED	MAX	Unit	Test Condition
Color Render Index	Ra	80	82	--	/	/
R9	R9	0	12	--		
Color tolerance	/	--	--	5	SDCM	

4. LUMEN MAINTENANCE & LIFE

PARAMETERS	SYMBOL	MIN	RATED	MAX	UNIT	Test Condition
Lumen Maintenance at 6000hrs	/	--	95.8%	--	/	/
Life	t	--	50000	--	Hrs	Ta=45C, air free
Warranty	/	--	5	--	Year	Ta=45C, air free



Product Specification

Document No.:

Version: A0

Page: 2/7

model no. **PLT-50321, PLT-50322**

5. OPERATION TEMPERATURE & STORAGE TEMPERATURE

PARAMETERS	SYMBOL	MIN	RATED	MAX	UNIT	Test Condition
Ambient Temperature	T_A	-20	--	45	°C	/
Storage Temperature	T_{st}	-40	--	85		/

6. COMPATIBILITY

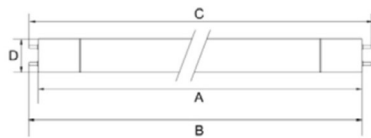
Compatible with PLT Solutions PLTS-20116 and PLTS-20117 emergency drivers.

Compatible with mainstream market Instant Start ballast, or directly connect with the mains. See Pages 3 - 7 for full list of compatible ballasts.

7. APPROBATION COMPLIANCE

UL1993, FCC, RoHS complianc, NSF

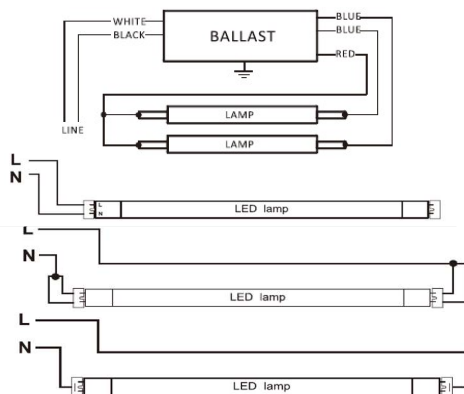
8. DIMENSIONS



SYMBOL	MIN	TYP	MAX	UNIT
A	/	--	47.22	in
B	47.40	--	47.5	in
C	47.67	--	47.78	in
D	0.94	--	1.10	in

9. Connection & Wiring

WIRING DIAGRAM



WIRING ILLUSTRATION

/

11. PART NUMBER

PLT-50321 - 12W (Type A)/14W (Type B), 4000K, 1800 Lumens, 150 LPW
 PLT-50322 - 12W (Type A)/14W (Type B), 5000K, 1800 Lumens, 150 LPW

PLT-50321 & PLT-50322 Compatible Ballast list										NC	Incompatible			P	PF < 0.85		
													T	THD > 30%			
													C	Compatible			
													/	Not tested			
													NA	Not applicable			
No	Ballast No.	Ballast Brand	Part Number	Start Method	# of Lamps	BF		Lamp Connection	Enclosed fixtures?	N-1 Lamp			N Lamp				
						Type	Value			DMM			DMM				
										120Vac	277Vac	347Vac	120Vac	277Vac	347Vac		
1	2	Philips-Advance	IOPA-2P32-N	IS	2	N	0.89	Parallel	YES	C	C	NA	C	C	NA		
2	3	Philips-Advance	IOP-2P32-N	IS	2	N	0.89	Parallel	YES	C	C	NA	C	C	NA		
3	4	Philips-Advance	IOP-2P32-LW-N	IS	2	L	0.77	Parallel	YES	C	C	NA	C	C	NA		
4	5	OSRAM SYLVANIA	QTP 2X32T8/UNV ISN-SC	IS	2	N	0.88	Parallel	YES	C	C	NA	C	C	NA		
5	6	OSRAM SYLVANIA	QHE 2X32T8/UNV ISN-SC	IS	2	N	0.88	Parallel	YES	C	C	NA	C	C	NA		
6	7	OSRAM SYLVANIA	QHE 2X32T8/UNV ISL-SC	IS	2	L	0.78	Parallel	YES	C	C	NA	C	C	NA		
7	8	General Electric	GE-232-MV-N	IS	2	N	0.88	Parallel	YES	C	C	NA	C	C	NA		
8	9	General Electric	GE232MAX-N/ULTRA	IS	2	N	0.88	Parallel	YES	C	C	NA	C	C	NA		
9	10	Universal Lighting Technologies	B232IUNVHP-N	IS	2	N	0.88	Parallel	YES	C	C	NA	C	C	NA		
10	11	Universal Lighting Technologies	B232IUNVEL-A	IS	2	L	0.77	Parallel	YES	C	C	NA	C	C	NA		
11	12	Universal Lighting Technologies	B233IUNVHE-A	IS	2	N	0.87	Parallel	YES	C	C	NA	C	C	NA		
12	13	ESPEN	VE232MVHIPE	IS	2	N	0.89	Parallel	YES	C	C	NA	C	C	NA		
13	19	Philips-Advance	IOP-4P32-N	IS	4	N	0.87	Parallel	YES	C	C	NA	C	C	NA		
14	20	Philips-Advance	IOP-4P32-LW-N	IS	4	L	0.77	Parallel	YES	C	C	NA	C	C	NA		
15	23	General Electric	GE432MAX-L/ULTRA	IS	4	L	0.78	Parallel	YES	C	C	NA	C	C	NA		
16	24	OSRAM SYLVANIA	QHE 4X32T8/UNV ISN-SC	IS	4	N	0.88	Parallel	YES	C	C	NA	C	C	NA		
17	25	OSRAM SYLVANIA	QHE 4X32T8/UNV ISL-SC	IS	4	L	0.78	Parallel	YES	C	C	NA	C	C	NA		
18	30	HOWARD INDUSTRIES	EP3/32IS/MV/SC/HE	IS	3	N	0.87	Parallel	YES	C	C	NA	C	C	NA		
19	31	HOWARD INDUSTRIES	EPL4/32IS/MV/MC/HE	IS	4	L	0.77	Parallel	YES	C	C	NA	C	C	NA		
20	32	ProLume	EP232IS/L/MV/SL	IS	2	L	0.78	Parallel	YES	C	C	NA	C	C	NA		
21	33	Prolume	E432IS/120/R/SL	IS	4	N	0.87	Parallel	YES	P,T	NA	NA	P,T	NA	NA		
22	34	General Electric	GE432MAX-G-N	IS	4	N	0.88	Parallel	YES	C	C	NA	C	C	NA		
23	35	Universal Lighting Technologies	B432IUNVHE L-A	IS	4	L	0.77	Parallel	YES	C	C	NA	C	C	NA		
24	42	General Electric	GE132MAXP-N/ULTRA	IS	1	N	0.88	NA	YES	NA	NA	NA	C	C	NA		
25	43	OSRAM SYLVANIA	QHE 1X32T8/UNV ISN-SC	IS	1	N	0.88	NA	YES	NA	NA	NA	C	C	NA		
26	44	OSRAM SYLVANIA	QHE 1X32T8/UNV ISL-SC	IS	1	L	0.78	NA	YES	NA	NA	NA	C	C	NA		
27	46	ESPEN	VE232MVHIPE	IS	2	L	0.77	Parallel	YES	C	C	NA	C	C	NA		
28	48	Philips-Advance	REB-2P32-SC	IS	2	N	0.88	Parallel	YES	C	C	NA	C	C	NA		
29	49	General Electric	GE232MV-N-DIY	IS	2	N	0.88	Parallel	YES	C	C	NA	C	C	NA		
30	53	Halco	EP232IS/MV/HE	IS	2	N	0.88	Parallel	YES	C	C	NA	C	C	NA		

31	58	MAXLITE	SKEU322HEL/SC	IS	2	L	0.77	Parallel	YES	C	C	NA	C	C	NA
32	63	General Electric	GE332MV-N	IS	3	N	0.87	Parallel	YES	C	P	NA	C	P	NA
33	64	General Electric	GE332MAX-N/ULTRA	IS	3	N	0.88	Parallel	YES	C	P	NA	C	P	NA
34	65	General Electric	GE332MAX-L/ULTRA	IS	3	L	0.78	Parallel	YES	C	C	NA	C	C	NA
35	66	General Electric	GE332MAX-G-N	IS	3	N	0.87	Parallel	YES	C	C	NA	C	C	NA
36	68	OSRAM SYLVANIA	QTP 3X32T8/UNV ISN-SC	IS	3	N	0.88	Parallel	YES	C	C	NA	C	C	NA
37	69	OSRAM SYLVANIA	QHE 3X32T8/UNV ISN-SC	IS	3	N	0.88	Parallel	YES	C	C	NA	C	C	NA
38	70	OSRAM SYLVANIA	QHE 3X32T8/UNV ISL-SC	IS	3	L	0.78	Parallel	YES	C	C	NA	C	C	NA
39	71	Universal Lighting Technologies	B332IUNVHP-A	IS	3	N	0.88	Parallel	YES	C	C	NA	C	C	NA
40	72	MAXLITE	SKEU324HE/SC	IS	4	N	0.88	Parallel	YES	C	C	NA	C	C	NA
41	73	MAXLITE	SKEU323L/SC	IS	3	L	0.78	Parallel	YES	C	C	NA	C	C	NA
42	74	Halco	EP332IS/MV/HE	IS	3	N	0.87	Parallel	YES	C	C	NA	C	C	NA
43	76	Universal Lighting Technologies	B432IUNVHP-A	IS	4	N	0.88	Parallel	YES	C	C	NA	C	C	NA
44	77	Halco	EP432IS/MV/HE	IS	4	N	0.88	Parallel	YES	C	C	NA	C	C	NA
45	78	Halco	EP432IS/L/MV/HE	IS	4	L	0.78	Parallel	YES	C	C	NA	C	C	NA
46	79	Philips-Advance	REB-4P32-SC	IS	4	N	0.81	Parallel	YES	C	NA	NA	C	NA	NA
47	81	General Electric	GE432-120-RES	IS	4	N	0.83	Parallel	YES	C	NA	NA	C	NA	NA
48	83	General Electric	GE432MAX-N/ULTRA	IS	4	N	0.88	Parallel	YES	C	C	NA	C	C	NA
49	84	General Electric	GE432MAX347-N	IS	4	N	0.94	Parallel	YES	NA	NA	C	NA	NA	C
50	85	MAXLITE	MLEU322HEL/SC	IS	2	N	0.83	Parallel	YES	C	C	NA	C	C	NA
51	89	Universal Lighting Technologies	B2321120RES-A	IS	2	N	0.88	Parallel	YES	C	NA	NA	C	NA	NA
52	92	HOWARD INDUSTRIES	E2/32IS-120MC	IS	2	N	0.85	Parallel	YES	P,T	NA	NA	P,T	NA	NA
53	93	HOWARD INDUSTRIES	EPL2/32IS/MV/MC/HE	IS	2	L	0.78	Parallel	YES	C	P,T	NA	C	C	NA
54	94	PLUSRITE	BAF232IS/MV	IS	2	N	0.89	Parallel	YES	C	C	NA	C	C	NA
55	97	EIKO	PM-2X32T8-UNV-IS-L	IS	2	L	0.77	Parallel	YES	C	C	NA	C	C	NA
56	98	EIKO	PM-3X32T8-UNV-IS	IS	3	N	0.87	Parallel	YES	C	C	NA	C	C	NA
57	101	Philips-Advance	IOP-2PSP32-N	PS	2	N	0.94	Parallel	No	C	C	NA	C	C	NA
58	102	Philips-Advance	IOP-3PSP32-SC	PS	3	N	0.88	Parallel	No	C	C	NA	C	C	NA
59	103	Philips-Advance	IOP-3PSP32-LW-SC	PS	3	L	0.69	Parallel	No	C	C	NA	C	C	NA
60	105	Philips-Advance	IOP-4PSP32-LW-SC	PS	4	L	0.69	Parallel	No	C	C	NA	C	C	NA
61	106	OSRAM SYLVANIA	QHE 4X32T8/UNV PSX-SC	PRS	4	L	0.71	Parallel	No	C	C	NA	C	C	NA
62	112	Universal Lighting Technologies	B432PUNVHE-A	PS	4	N	0.87	Parallel	No	C	C	NA	C	C	NA
63	113	General Electric	GE232-MVPS-N	PS	2	N	0.88	Parallel	No	C	C	NA	C	C	NA
64	115	Universal Lighting Technologies	B232PUNVHE-B	PS	2	N	0.88	Parallel	No	C	P	NA	C	C	NA
65	116	OSRAM SYLVANIA	QHE 2X32T8/UNV PSN-MC	PRS	2	N	0.88	Parallel	No	C	C	NA	C	C	NA
66	119	Universal Lighting Technologies	B332PUNVHE-A	PS	3	N	0.88	Parallel	No	C	C	NA	C	C	NA
67	126	OSRAM SYLVANIA	QHE 4X32T8/UNV PSN-SC	PRS	4	N	0.88	Parallel	No	C	C	NA	C	C	NA
68	129	General Electric	GE-232-MV-PS-N	PS	2	N	0.88	Parallel	No	C	C	NA	C	C	NA
69	133	SUNPARK	U-1/32PSE	PS	1	N	0.88	n.a	No	NA	NA	NA	C	C	NA

70	139	Superior Life	70211	?	4	N	0.87	Parallel	No	C	C	NA	C	C	NA
71	161	OSRAM SYLVANIA	QHE 1X32T8/UNV DIM-TC	DPS	1	N	0.88	n.a	Yes	C	C	NA	C	C	NA
72	200	EIKO	PM-3X32T8-UNV-IS-L	IS	3	L	0.78	Parallel	YES	C	C	NA	C	C	NA
73	201	HOWARD INDUSTRIES	EPL3/32IS/MV/SC/HE	IS	3	L	0.78	Parallel	YES	C	C	NA	C	C	NA
74	202	PLUSRITE	BAF332IS/MV	IS	3	N	0.88	Parallel	YES	C	C	NA	C	C	NA
75	204	TCP	E3P32ISUNVLE	IS	3	L	0.78	Parallel	YES	P	C	NA	P	C	NA
76	205	TCP	E4P32ISUNVE	IS	4	N	0.88	Parallel	YES	C	C	NA	C	C	NA
77	207	HOWARD INDUSTRIES	EP4/32IS/MV/MC/HE	IS	4	N	0.88	Parallel	YES	C	C	NA	C	C	NA
78	210	EIKO	PM-4X32T8-UNV-IS	IS	4	N	0.88	Parallel	YES	C	C	NA	C	C	NA
79	211	EIKO	PM-4X32T8-UNV-IS-L	IS	4	L	0.78	Parallel	YES	C	C	NA	C	C	NA
80	212	Universal Lighting Technologies	B132IUNVHP-N	IS	1	N	0.88	NA	YES	NA	NA	NA	C	C	NA
81	213	SOLA	E-758-U-232-MC	IS	2	N	0.88	Parallel	YES	C	P	NA	C	C	NA
82	214	HOWARD INDUSTRIES	EP2/32IS/MV/MC/HE	IS	2	N	0.89	Parallel	YES	C	C	NA	C	C	NA
83	215	HOWARD INDUSTRIES	EP3/32IS/MV/MC/HE	IS	3	N	0.88	Parallel	YES	C	C	NA	C	C	NA
84	217	WORK HORSE	WHSG4-UNV-T8-IS	IS	4	N	0.96	Parallel	YES	C	C	NA	C	C	NA
85	218	KEYSTONE	KTEB-432RIS-1-TP-SL	IS	4	N	0.80	Parallel	YES	P,T	NA	NA	P,T	NA	NA
86	220	SUNPARK	120-1/32IS HPF	IS	1	N	0.88	NA	YES	NA	NA	NA	C	NA	NA
87	221	Superior Life	70201	IS	2	N	0.88	Parallel	YES	C	T	NA	C	C	NA
88	223	SUNPARK	U-2/32ISE-LBF	IS	2	L	0.78	Parallel	YES	C	C	NA	C	C	NA
89	224	SUNPARK	U-3/32ISE	IS	3	N	0.88	Parallel	YES	C	C	NA	C	C	NA
90	226	SUNPARK	120-3/32IS MPF	IS	3	N	0.88	Parallel	YES	C	NA	NA	C	NA	NA
91	227	SUNPARK	U-4/32IS HP,F	IS	4	N	0.88	Parallel	YES	C	C	NA	C	C	NA
92	229	SUNPARK	U-4/32ISE-LBF	IS	4	L	0.77	Parallel	YES	C	C	NA	C	C	NA
93	231	EIKO	PM-2X32T8-UNV-IS	IS	2	N	0.87	Parallel	YES	C	C	NA	C	C	NA
94	232	KEYSTONE	KTEB-332-UV-IS-N-P	IS	3	N	0.87	Parallel	YES	C	C	NA	C	C	NA
95	233	KEYSTONE	KTEB-432-UV-IS-N-P	IS	4	N	0.87	Parallel	YES	C	C	NA	C	C	NA
96	234	General Electric	GE432MAXP-H/ULTRA □	IS	4	H	1.18	Parallel	NO	C	C	NA	C	C	NA
97	236	Halco	EP232IS/L/MV/HE	IS	2	L	0.78	Parallel	YES	C	C	NA	C	C	NA
98	240	Philips-Advance	VEL-2P32-SC	IS	2	N	0.88	Parallel	YES	NA	C	NA	NA	C	NA
99	241	Universal Lighting Technologies	B232IUNVHP-B	IS	2	N	0.88	Parallel	YES	C	C	NA	C	C	NA
100	242	OSRAM SYLVANIA	QTP2x32T8/277 ISN-D	IS	2	L	0.78	Parallel	YES	NA	C	NA	NA	C	NA
101	243	KEYSTONE	KTEB-232LBF-1-TP-PIC-EV	IS	2	N	0.88	Parallel	YES	C	NA	NA	C	NA	NA
102	244	HATCH	HL232BIS/UV/HE/W	IS	2	N	0.9	Parallel	YES	C	C	NA	C	C	NA
103	245	HATCH	HL432BIS/UV/HE/W	IS	4	N	0.9	Parallel	YES	C	P	NA	C	C	NA
104	247	ARCATA	ACT 3P32ISUNVLE	IS	3	L	0.78	Parallel	YES	C	C	NA	C	C	NA
105	248	LIGHTING PRODUCTS LIMITED	EB-332EBF-UV-TP-HE	IS	3	L	0.78	Parallel	YES	C	C	NA	C	C	NA
106	254	TOPAZ	B432IUNVHEH/A-TPZ	IS	4	H	1.18	Parallel	NO	C	C	NA	C	C	NA
107	256	DAMAR	EL232-120/277HF(1688B)	IS	2	N	/	Parallel	NO	C	C	NA	C	C	NA
108	258	DAMAR	EL332-120/277HF(3654C)	IS	3	N	/	Parallel	NO	C	C	NA	C	C	NA

109	260	DAMAR	EL432-120/277HF(3093B)	IS	4	N	/	Parallel	NO	C	C	NA	C	C	NA
110	263	Plusrite	BAF232IS/MV/L	IS	2	L	0.78	Parallel	YES	C	C	NA	C	C	NA
111	264	Plusrite	BAF332IS/MV/L	IS	3	L	0.78	Parallel	YES	C	C	NA	C	C	NA
112	265	Plusrite	BAF432IS/MV	IS	4	N	0.88	Parallel	YES	C	C	NA	C	C	NA
113	266	Plusrite	BAF432IS/MV/L	IS	4	L	0.78	Parallel	YES	C	C	NA	C	C	NA
114	268	Watran	DB-232N-MV-TP-HE	IS	2	N	0.87	Parallel	YES	C	C	NA	C	C	NA
115	269	Watran	DB-332N-MV-TP-HE	IS	3	N	0.87	Parallel	YES	C	C	NA	C	C	NA
116	270	Watran	DB-432N-MV-TP-HE	IS	4	N	0.87	Parallel	YES	C	C	NA	C	C	NA
117	271	Watran	DB-432L-MV-TP-HE	IS	4	L	0.77	Parallel	YES	C	C	NA	C	C	NA
118	272	Watran	DB-232N-MV-TP-HE (SC)	IS	2	N	0.87	Parallel	YES	C	C	NA	C	C	NA
119	273	ACT	ACT 2P32ISUNVE	IS	2	N	0.89	Parallel	YES	C	C	NA	C	C	NA
120	274	ANTRON ELECTRONICS	A32T8MICLO	IS	2	L	0.78	Parallel	YES	C	C	NA	C	C	NA
121	285	OSRAM SYLVANIA	QTP 2X32T8/UNV ISL-SC	IS	2	L	0.78	Parallel	YES	C	C	NA	C	C	NA
122	286	Philips-Advance	IOPA-4P32-SC	IS	4	N	0.92	Parallel	YES	C	C	NA	C	C	NA
123	287	Universal Lighting Technologies	B432IUNVHE-A	IS	4	N	0.87	Parallel	YES	C	C	NA	C	C	NA
124	292	General Electric	GE332MAXP-L/ULTRA	IS	3	L	0.77	Parallel	YES	C	C	NA	C	C	NA
125	293	Universal Lighting Technologies	B232I277RH-A	IS	2	H	1.09	Parallel	NO	NA	P,T	NA	NA	C	NA
126	295	Pacific Fluorescent	EB-232IS-120-RES	IS	2	N	/	Parallel	YES	C	NA	NA	C	NA	NA
127	298	Philips-Advance	ICN-132-MC	IS	1	N	0.88	NA	YES	NA	NA	NA	C	C	NA
128	1002	ESPEN	VE2P32MVHIPE	IS	2	N	0.89	Parallel	YES	C	C	NA	C	C	NA
129	1003	General Electric	GE232MAX-G-N	IS	2	N	0.88	Parallel	YES	C	C	NA	C	C	NA
130	1007	Cooper Lighting	CL-432ISUNV-R1-B	IS	4	N	0.88	Parallel	NO	C	C	NA	C	C	NA
131	1012	Philips-Advance	ICN-3P32-SC	IS	3	N	0.89	Parallel	YES	C	C	NA	C	C	NA
132	1013	Philips-Advance	VEL-3P32-SC	IS	3	N	0.88	Parallel	YES	C	C	NA	C	C	NA
133	1018	SYLVANIA	QT 3x32/277 IS	IS	3	N	0.9	Parallel	YES	C	C	NA	C	C	NA
134	1019	Philips-Advance	ICN-2P32-SC	IS	2	N	0.89	Parallel	YES	C	C	NA	C	C	NA
135	1021	Philips-Advance	IOPA-2P32-LW-N	IS	2	L	/	Parallel	YES	C	C	NA	C	C	NA
136	1032	SYLVANIA	QT 2x32277 IS-SC	IS	2			Parallel	YES	C	C	NA	C	C	NA
137	1035	Philips-Advance	IOP-1P32-LW-N	IS	1	L	0.77	NA	YES	NA	NA	NA	C	P	NA
138	1036	Philips-Advance	IOP-1P32-SC	IS	1	N	0.87	NA	YES	NA	NA	NA	C	C	NA
139	1037	Philips-Advance	IOP-2P32-LW-SC	IS	2	L	0.77	Parallel	YES	C	C	NA	C	C	NA
140	1040	Universal Lighting Technologies	B132IUNVEL-A	IS	1	L	0.77	NA	YES	NA	NA	NA	C	C	NA
141	1041	Universal Lighting Technologies	B432I347HE-A	IS	4	N	0.88	Parallel	YES	NA	NA	C	NA	NA	C
142	1043	SYLVANIA	QT 4X32/347LP	IS	4	/	/	Parallel	YES	NA	NA	T	NA	NA	T
143	1046	Philips-Advance	IOP-1P32-LW-SC	IS	1	L	0.77	NA	YES	NA	NA	NA	C	C	NA
144	1048	KEYSTONE	KTEB-432-UV-IS-N-P-EMI	IS	4			Parallel	YES	C	C	NA	C	C	NA
145	1049	ESPEN	VE4P32MVHIPE	IS	4			Parallel	YES	C	C	NA	C	C	NA
146	1051	MOTOROLA	M2-IN-T8-GP-D-277	IS	2			Parallel	YES	NA	C	NA	NA	C	NA
147	1093	FUSION	FB432347E-N	IS	4	N	0.88	Parallel	YES	NA	NA	C	NA	NA	C

148	1094	FUSION	FB232347E-N	IS	2	N	0.88	Parallel	YES	NA	NA	C	NA	NA	C
149	1095	FUSION	FB232MVE-N	IS	2	N	0.88	Parallel	YES	C	C	NA	C	C	NA
150	1096	FUSION	FB432MVE-N	IS	4	N	0.88	Parallel	YES	C	C	NA	C	C	NA