


Project Name:	Type:
Part Number:	Date:

# SLIMFIT CCT SELECTABLE SURFACE MOUNT

## SPECIFICATION FEATURES

- Mechanical** - Aluminum heat sink. Polycarbonate trim. Smooth diffuse polycarbonate lens. Mounts to industry standard 4" junction boxes and 4" or 5"/6" recessed housings with accessories (sold separately).
- Electrical** - Universal 120-277V or 120V only, 50/60 Hz drivers available. Universal voltage, 0-10V drivers are dimmable to 5%. 120V drivers are dimmable to 10% using TRIAC or ELV dimmers.
- Optical** - Edge lighting technology featuring a PMMA light guide plate and smooth polycarbonate lens ensures an even light emitting surface. 110° beam angle. Using SelectKelvin technology, field select color temperature between 2700K/3000K/3500K/4000K/5000K with a minimum of 90 CRI.
- Thermal** - Pressed aluminum heat sink maximizes passive thermal management and achieves a L70 rated lifetime of 50,000 hours. Ambient temperature rated from -13°F to 95°F (-25°C to 35°C).
- Compliance and Warranty** - ETL Classified and Listed for wet locations. Certified airtight per ASTM 283-04. IC Rated for direct contact with insulation. Complies with FCC 47CFR Part 15B consumer limits for EMI/RFI emissions. Compliant with NFPA® 70, NEC® Section 410.16 (A)(3) and 410.16 (C)(5). 5 year parts warranty for complete fixture.



### DIGITAL NAVIGATION

Explore the spec sheet through the links below

- [TECHNICAL INFORMATION](#)
- [LINE DRAWINGS](#)
- [INSTALLATION](#)
- [ACCESSORY ORDERING INFORMATION](#)
- [PHOTOMETRY](#)
- [LOGISTIC INFORMATION](#)
- [CERTIFICATION INFORMATION](#)

## BENEFITS

- Installs almost anywhere with Air-Tight, IC and Wet Location ratings
- Two mounting options, with J-box, recessed housing (4" or 5/6")
- Field selectable CCT
- 0-10V or 120V dimmable

## SUITABLE APPLICATIONS

- Commercial – Offices, Common Areas, Vestibules, Storage Closets
- Residential – Bathrooms, Laundry Rooms, Kitchens, Closets, Garages
- Hospitality – Hallways, Bathrooms, Bedrooms, Storage Rooms

## ORDERING GUIDE

PART #	Example: SLMFT5/9CCTS/DIM120V			
	/	/	/	
Series	Size	CRI	CCT	Dimming
SLMFT SLIMFIT	5 5" 820lm	9 CRI 90	CCTS Selectable CCT 2700 / 3000 / 3500 / 4000 / 5000K	DIM120V 120V Forward and Reverse Phase Dimming
	7 7" 1,000lm			
	9 9" 1,250lm			

Note: All rights reserved. All sizes and specifications are subject to change at any time without notice.

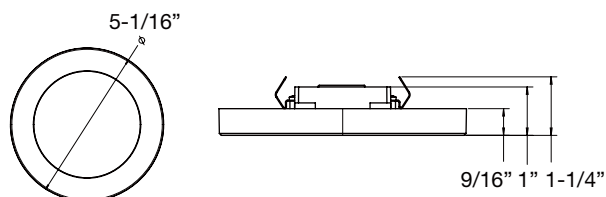


# SLIMFIT CCT SELECTABLE SURFACE MOUNT

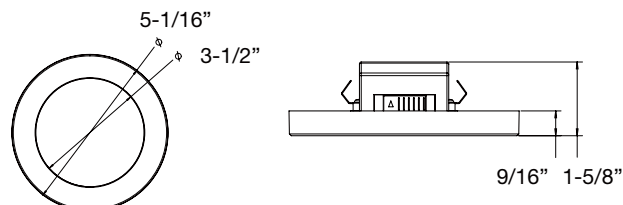
## TECHNICAL INFORMATION

Model	Input Voltage	Input Frequency	Input Current	Input Power	Power Factor
SLMFT5/9CCTS/DIM120V	120V	60Hz	0.084	10W	>0.9
SLMFT5/9CCTS/DIM010UNV	120V	50 / 60Hz	0.084		>0.9
	277V		0.036	>0.9	
SLMFT7/9CCTS/DIM120V	120V	60Hz	0.1	12W	>0.9
SLMFT7/9CCTS/DIM010UNV	120V	50 / 60Hz	0.1		>0.9
	277V		0.043	>0.9	
SLMFT9/9CCTS/DIM120V	120V	60Hz	0.125	15W	>0.9
SLMFT9/9CCTS/DIM010UNV	120V	50 / 60Hz	0.125		>0.9
	277V		0.054	>0.9	

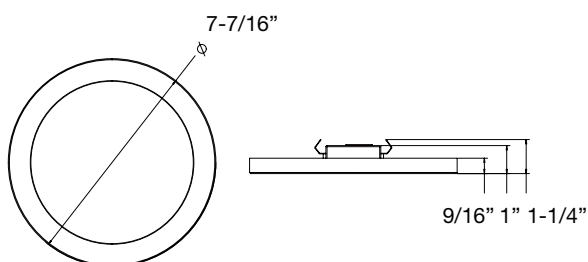
## LINE DRAWINGS



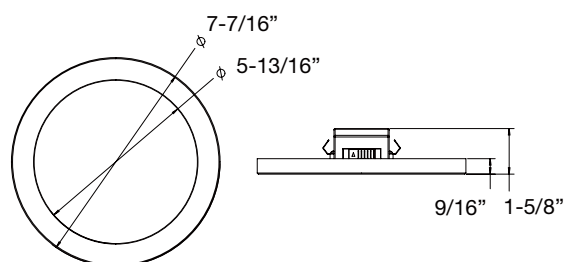
SLMFT5/9CCTS/DIM120V



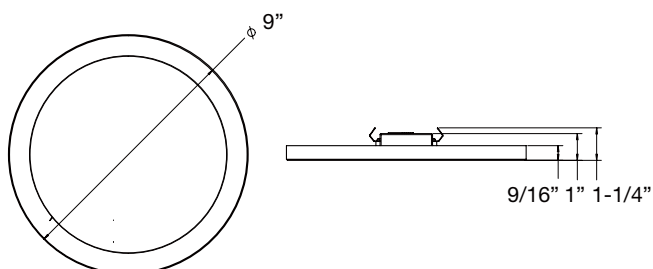
SLMFT5/9CCTS/DIM010UNV



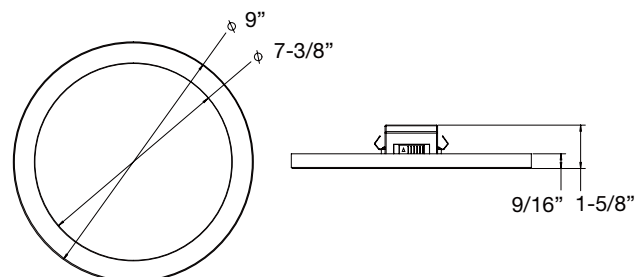
SLMFT7/9CCTS/DIM120V



SLMFT7/9CCTS/DIM010UNV



SLMFT9/9CCTS/DIM120V



SLMFT9/9CCTS/DIM010UNV

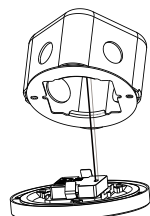
Note: All rights reserved. All sizes and specifications are subject to change at any time without notice.



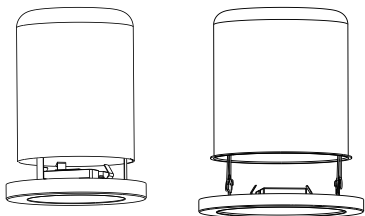
# SLIMFIT CCT SELECTABLE SURFACE MOUNT

## INSTALLATION

Junction Box Mount



4" and 5/6" Recessed Housing



## ACCESSORY ORDERING INFORMATION

Product	Model	Description	Pictures	Dimensions	Compatible Skus
38409	SLMFT/ACC/4CAN	4" Can Installation Accessories			SLMFT5/9CCTS/DIM120V SLMFT5/9CCTS/DIM010UNV
38410	SLMFT/ACC/56CAN	5/6" Can Installation Accessories			SLMFT7/9CCTS/DIM120V SLMFT7/9CCTS/DIM010UNV SLMFT9/9CCTS/DIM120V SLMFT9/9CCTS/DIM010UNV
37934	8EMINVERTER	California Title 20 Compliant 8W Emergency LED Inverter (Field Installation)			SLMFT#/9CCTS/DIM010UNV
37935	21EMINVERTER	California Title 20 Compliant 21W Emergency LED Inverter (Field Installation)			SLMFT#/9CCTS/DIM010UNV
38096	24EMINVERTER	California Title 20 Compliant 24W Emergency LED Inverter (Field Installation)			SLMFT#/9CCTS/DIM120V SLMFT#/9CCTS/DIM010UNV
FHUPS1-UNV-25L-SD	FHUPS1-UNV-25L-SD	25W Emergency Micro Inverter for field installation to use with 0-10V Driver options. 100-277VAC (up to 150W with use of 0-10V dimming). CEC Compliant			SLMFT#/9CCTS/DIM120V SLMFT#/9CCTS/DIM010UNV

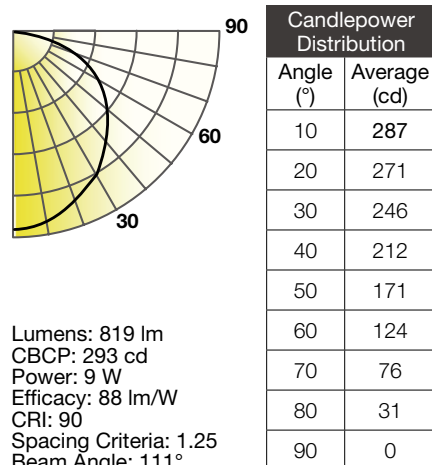
Note: All rights reserved. All sizes and specifications are subject to change at any time without notice.



# SLIMFIT CCT SELECTABLE SURFACE MOUNT

## PHOTOMETRY

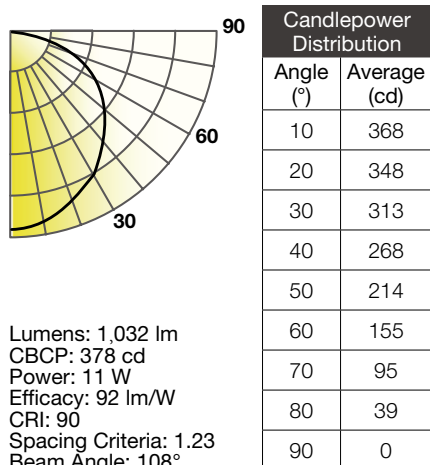
SLMFT5/9CCTS/DIM120V (3500K Selected)



Initial Footcandles		
Height (ft)	Fc	Diameter (ft)
8	7	23
10	4	29
12	3	35
15	2	43
20	1	58

Zonal Lumen Summary		
Zone	Lumens	%Fixt
0-30	226	28
0-40	370	45
0-60	650	79
0-90	819	100

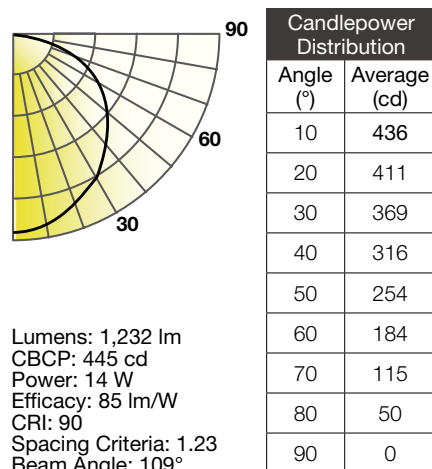
SLMFT7/9CCTS/DIM120V (3500K Selected)



Initial Footcandles		
Height (ft)	Fc	Diameter (ft)
8	9	22
10	5	28
12	4	33
15	2	42
20	1	55

Zonal Lumen Summary		
Zone	Lumens	%Fixt
0-30	290	28
0-40	472	46
0-60	822	80
0-90	1,032	100

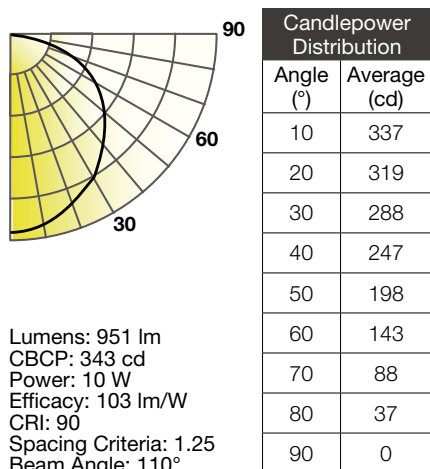
SLMFT9/9CCTS/DIM120V (3500K Selected)



Initial Footcandles		
Height (ft)	Fc	Diameter (ft)
8	10	22
10	6	28
12	5	34
15	3	42
20	2	56

Zonal Lumen Summary		
Zone	Lumens	%Fixt
0-30	342	342
0-40	557	45
0-60	973	79
0-90	1,231	100

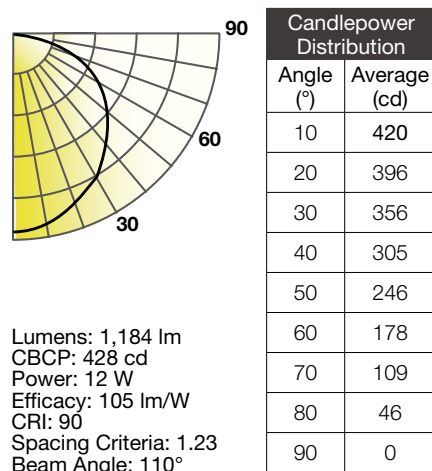
SLMFT5/9CCTS/DIM010UNV (3500K Selected)



Initial Footcandles		
Height (ft)	Fc	Diameter (ft)
8	8	23
9	6	25
10	5	28
12	3	34
15	2	42

Zonal Lumen Summary		
Zone	Lumens	%Fixt
0-30	266	28
0-40	433	46
0-60	756	80
0-90	951	100

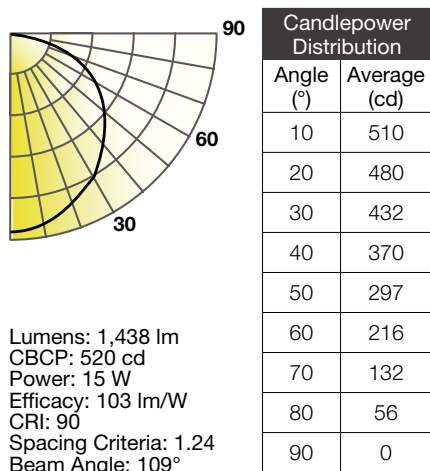
SLMFT7/9CCTS/DIM010UNV (3500K Selected)



Initial Footcandles		
Height (ft)	Fc	Diameter (ft)
8	10	23
10	6	28
12	4	34
15	3	43
20	2	57

Zonal Lumen Summary		
Zone	Lumens	%Fixt
0-30	330	28
0-40	538	45
0-60	940	79
0-90	1,183	100

SLMFT9/9CCTS/DIM010UNV (3500K Selected)



Initial Footcandles		
Height (ft)	Fc	Diameter (ft)
8	12	22
10	8	28
12	5	34
15	3	42
20	2	56

Zonal Lumen Summary		
Zone	Lumens	%Fixt
0-30	401	28
0-40	653	45
0-60	1,139	79
0-90	1,436	100

Note: All rights reserved. All sizes and specifications are subject to change at any time without notice.



# SLIMFIT CCT SELECTABLE SURFACE MOUNT

## LOGISTIC INFORMATION

Product	Model	Shipping Carton		
		Case Qty	Case Dimensions (LxWxH)	Case Weight
38400	SLMFT5/9CCTS/DIM120V	12pcs	11-1/4" x 9-1/16" x 6-1/8"	8.16lb
38401	SLMFT7/9CCTS/DIM120V	12pcs	17-9/16" x 8-3/8" x 8-1/2"	13.78lb
38402	SLMFT9/9CCTS/DIM120V	12pcs	17-9/16" x 9-3/4" x 10-1/16"	17.64lb
38403	SLMFT5/9CCTS/DIM010UNV	12pcs	12-13/16" x 11-3/16" x 6-1/8"	8.71lb
38404	SLMFT7/9CCTS/DIM010UNV	12pcs	16-1/16" x 12-3/4" x 8-12"	14.11lb
38405	SLMFT9/9CCTS/DIM010UNV	12pcs	19-1/8" x 12-3/4" x 10-1/16"	17.97lb

## CERTIFICATION INFORMATION

Product	Model	ES ID#
38400	SLMFT5/9CCTS/DIM120V	3942791
38401	SLMFT7/9CCTS/DIM120V	3942793
38402	SLMFT9/9CCTS/DIM120V	3942795
38403	SLMFT5/9CCTS/DIM010UNV	3942790
38404	SLMFT7/9CCTS/DIM010UNV	3942792
38405	SLMFT9/9CCTS/DIM010UNV	3942794