



Introduction

- Automatic switching based on motion and light level.
- Zero-crossing point operation helps protect the sensor against in-rush current.
- Super Compact size makes it suitable to fix within most luminaires.
- 4-pole press-in terminal (L, N, N, L'), easy assembly.
- Detection area, time delay and daylight threshold can be precisely set via DIP switch.
- Wide detection area, range up to 16m in diameter.
- Support higher mounting height 15m Max.

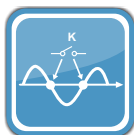
MC602S is an innovative and active motion detector with HF system 5.8GHz. Motion can be detected through plastic, glass and thin non-metal materials.

The sensor supplies a simple energy-saving solution to use light only when and where you need it. It automatically switches on/off light based on motion and ambient light level. Can control all kinds of lamps, for example, halogen, fluorescent and LED lights. Compact size and small casing, suitable to fix within most luminaires. 4-pole press-in terminal (L, N, N, L'), very easy to install.

As it uses the third generation Merrytek technology, normal 5.8GHz microwave module can easily reach high mounting high up to 15m .



Max.8M



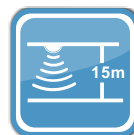
Zero-crossing
point operation



Light Sensor



Hold Time
5s~30min



Mounting Height
15m Max.



Automatic
On/Off



5 Years
Guarantee


ON -OFF Function

Motion sensor MC602S + LED driver or ballast (Any brand)

MC602S is an innovative motion sensor, switch on the light on detection of movement, and switch off after a hold time when there is no motion detected. As built-in daylight sensor can read brightness value, the sensor does not switch on the light if with sufficient natural light.



With sufficient light, the lamp doesn't switch on.

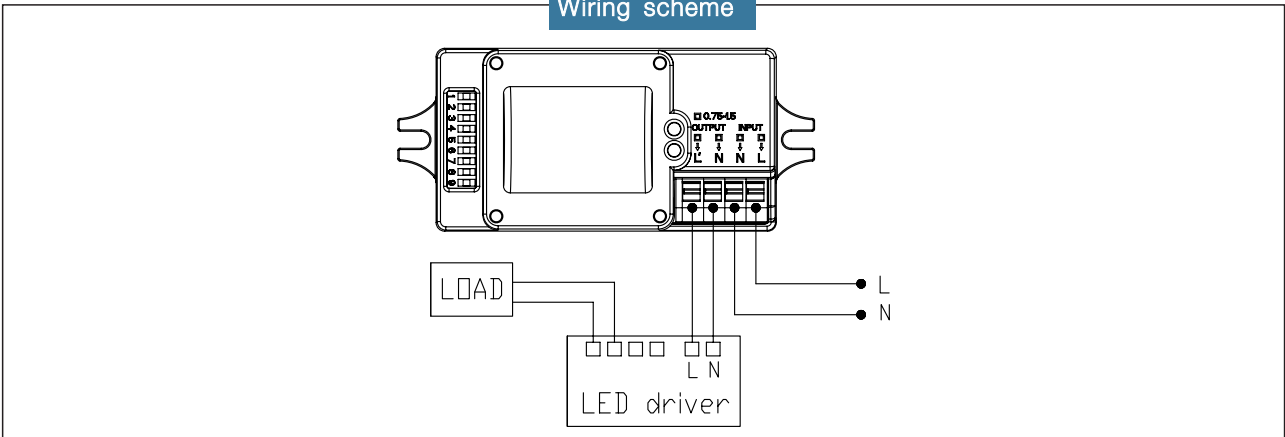


With insufficient ambient light, the sensor switches on the lamp when motion is detected.

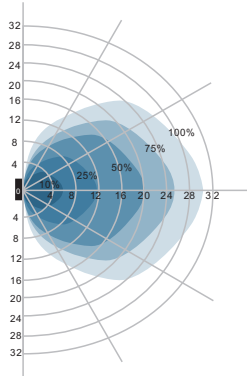


After hold time, the sensor switches off the lamp when no motion is detected.

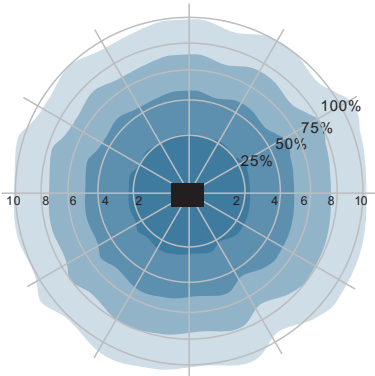
Wiring scheme



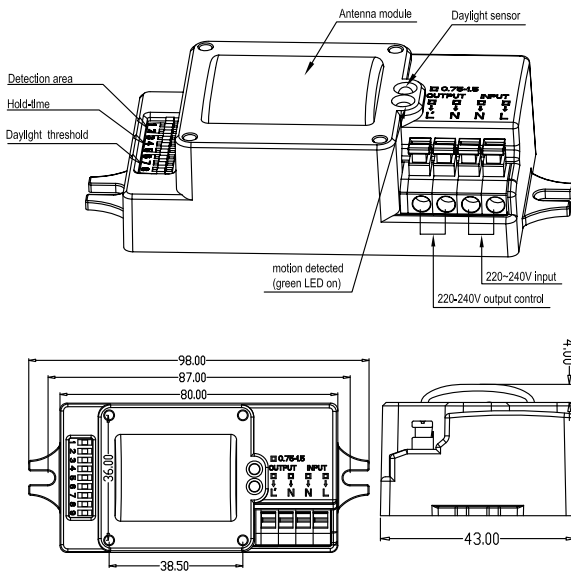
Detection Pattern



Wall mounting pattern (Unit: m)



Ceiling mounting pattern (Unit: m)



MC602S

| | |
|-----------------------|-------------------------------------------------------|
| Operating voltage | 120~277Vac, 50Hz |
| Rated load | 120V@400W;220-240V@800W;277V@1000W |
| HF system | 5.8GHz±75MHz, ISM wave band |
| Transmitting power | <0.5mW |
| Power consumption | ≤0.5W(standby) |
| Detection zone | Max.(D x H): 16m x 15m |
| Detection sensitivity | 100% |
| Hold time | 20min |
| Daylight sensor | 5Lux/15Lux/30Lux/50Lux/100Lux/Disable |
| Mounting height | 15m Max. |
| Motion detection | 0.5~3m/s |
| Detection angle | 150°(wall installation) 360°(ceiling installation) |
| Operating temperature | -20℃ ~60℃ |
| IP rating | IP20 |

Setting

By selecting the combination on the DIP switch, sensor data can be precisely set for each specific application.

| | | | | |
|-------------------------|-----|----|----|------|
| ON ↑ [DIP SWITCH] | | 1 | 2 | |
| | I | ON | ON | 100% |
| | II | - | ON | 75% |
| | III | ON | - | 50% |
| | IV | - | - | 25% |

Detection area

Detection area can be reduced by selecting the combination on the DIP switches to fit precisely each application.

| | | | | | |
|-------------------------|-----|----|----|----|-------|
| ON ↑ [DIP SWITCH] | | 3 | 4 | 5 | |
| | I | ON | ON | ON | 5s |
| | II | - | ON | ON | 30s |
| | III | ON | - | ON | 90s |
| | IV | - | - | ON | 3min |
| | V | ON | ON | - | 20min |
| | VI | - | - | - | 30min |

Hold time

Refers to the time period the lamp remains at 100% illumination after no motion detected.

| | | | | | |
|-------------------------|-----|----|----|----|---------|
| ON ↑ [DIP SWITCH] | | 6 | 7 | 8 | |
| | I | ON | ON | ON | 5lux |
| | II | - | ON | ON | 15lux |
| | III | ON | - | ON | 30lux |
| | IV | - | - | ON | 50lux |
| | V | ON | ON | - | 100lux |
| | VI | - | - | - | Disable |

Daylight sensor

The sensor can be set to only allow the lamp to illuminate below a defined ambient brightness threshold.

When set to Disable mode, the daylight sensor will switch on the lamp when motion is detected regardless of ambient light level.
30lux, 50lux, 100lux, twilight operation, 5lux, 15lux: darkness operation only.

| | | | |
|-------------------------|----|----|---------|
| ON ↑ [DIP SWITCH] | | 9 | |
| | I | ON | Disable |
| | II | - | Sensor |

Mode

When set to Disable, the microwave sensor function is inactive, lights turns on or off by switch.

When set to Sensor, the microwave sensor function is active.