



# Wattage, Color, & Beam Angle Selectable LED Wall Pack

## DESCRIPTION

Featuring selectable wattage and color temperatures that allow you to adjust the light output as needed, this LED wall pack allows you to choose from three different beam angles.

## FEATURES

- Delivers up to 164 LPW depending on the wattage selected; see Selectable Table for full breakdown
- Replaces 250W to 400W metal halide fixtures
- Adjustable beam angle allows you to choose from 60, 90, and 110-degrees; see installation instructions for more information
- 0-10V dimming
- Pre-installed photocell for dusk to dawn lighting
- Wattage, color temperature, and beam angle are adjusted via switches on the side of the fixture (under water-tight cover); see installation instructions for more information.

## LISTINGS

- UL Listed for wet locations
- IP65 Rated
- IK05
- DesignLights Consortium® 5.1 Premium - meets the requirements for the highest DLC qualification for efficacy and lumen maintenance

## PERFORMANCE

- CRI: >80
- CCT: 3000K, 4000K, and 5000K
- LED L70 Life Hours: 102,000 hours

## ELECTRICAL

- THD: ≤20%
- Power Factor: ≥0.9
- Input Voltage: 120-277V, 277-480V
- Surge protection:
  - 6kV - PLT-13608, PLT-13617
  - 10kV - PLT-13609, PLT-13618

## THERMAL

- -40°F to 122°F (-40°C to 50°C) operating temperature

## CONSTRUCTION

- Die-cast aluminum housing with bronze finish
- Strip glass lens

Project name	Type
Catalog number	
Comments	Voltage
Approved by	Date



## WARRANTY

- 5-year limited warranty; see [pltsolutions.com](http://pltsolutions.com) for warranty details

## APPLICATIONS

- Security Lighting
- Entrance Lighting
- Landscape Lighting
- Up or Down Lighting
- Wall Washing

## PERFORMANCE SUMMARY

Item #	Watts*	CRI	CCT*	Lens	Dimming	Voltage	Beam Angles	Replaces	BUG	DLC #	DLC Level
PLT-13608	40/ 60/ 80	>80	3000K/ 4000K/ 5000K	Stripe Glass	0-10V	120-277V	60/ 90/ 110	MH250	B2-U2-G2	PLTSNP- B411[1;2]1[1;blank] [1;2;blank]	5.1 Premium
PLT-13609	80/ 100/ 120	>80	3000K/ 4000K/ 5000K	Stripe Glass	0-10V	120-277V	60/ 90/ 110	MH400	B2-U2-G2	PLTSNP- B511[1;2]1[1;blank] [1;2;blank]	5.1 Premium
PLT-13617	40/ 60/ 80	>80	3000K/ 4000K/ 5000K	Stripe Glass	0-10V	277-480V	60/ 90/ 110	MH250	B1-U5-G5	PLTSNP- B421[1;2]1[1;blank] [1;2;blank]	5.1 Premium
PLT-13618	80/ 100/ 120	>80	3000K/ 4000K/ 5000K	Stripe Glass	0-10V	277-480V	60/ 90/ 110	MH400	B1-U5-G5	PLTSNP- B521[1;2]1[1;blank] [1;2;blank]	5.1 Premium

\*See Selectable Table for full breakdown.

## SELECTABLE TABLE

SKU	Wattage	Beam Angle	CCT	Lumens	LPWs
PLT-13608 @ 120V	80W	60D	3000K	10956	137
			4000K	11787	147
			5000K	11681	146
		90D	3000K	11021	138
			4000K	11497	144
			5000K	11721	147
		110D	3000K	10054	126
			4000K	10766	135
			5000K	10732	134
	60W	60D	3000K	8514	142
			4000K	9063	151
			5000K	9061	151
		90D	3000K	8311	139
			4000K	8883	148
			5000K	8917	149
		110D	3000K	7692	128
			4000K	8293	138
			5000K	8281	138
	40W	60D	3000K	5823	146
			4000K	6107	153
			5000K	6195	155
		90D	3000K	5649	141
			4000K	5751	144
			5000K	5996	150
110D		3000K	5280	132	
		4000K	5563	139	
		5000K	5671	142	

# SELECTABLE TABLE

SKU	Wattage	Beam Angle	CCT	Lumens	LPWs	
PLT-13609 @ 120V	120W	60D	3000K	17281	144	
			4000K	18166	151	
			5000K	17837	149	
		90D	3000K	17493	146	
			4000K	18067	151	
			5000K	18250	152	
			110D	3000K	16199	135
				4000K	17425	145
				5000K	16886	141
	100W	60D	3000K	14434	144	
			4000K	15627	156	
			5000K	15274	153	
		90D	3000K	14540	145	
			4000K	15027	150	
			5000K	15432	154	
		110D	3000K	14494	145	
			4000K	14868	149	
			5000K	14818	148	
	80W	60D	3000K	12243	153	
			4000K	12772	160	
			5000K	12758	159	
		90D	3000K	12189	152	
			4000K	12535	157	
			5000K	12828	160	
110D		3000K	11858	148		
		4000K	12400	155		
		5000K	12331	154		
PLT-13617 @ 277V	80W	60D	3000K	10824	135	
			4000K	11591	145	
			5000K	11514	144	
		90D	3000K	10766	135	
			4000K	11371	142	
			5000K	11608	145	
		110D	3000K	10105	126	
			4000K	10975	137	
			5000K	10844	136	
	60W	60D	3000K	8356	139	
			4000K	8938	149	
			5000K	8918	149	
		90D	3000K	8195	137	
			4000K	8567	143	
			5000K	8829	147	
		110D	3000K	7660	128	
			4000K	8237	137	
			5000K	8329	139	
40W	60D	3000K	5744	144		
		4000K	6015	150		
		5000K	6105	153		
	90D	3000K	5495	137		
		4000K	5700	143		
		5000K	5997	150		
	110D	3000K	5278	132		
		4000K	5556	139		
		5000K	5692	142		

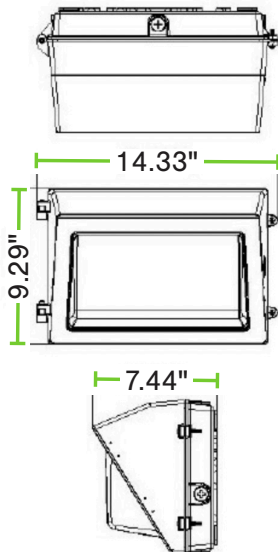
## SELECTABLE TABLE

SKU	Wattage	Beam Angle	CCT	Lumens	LPWs
PLT-13618 @ 277V	120W	60D	3000K	17540	146
			4000K	18545	155
			5000K	18255	152
		90D	3000K	17543	146
			4000K	18143	151
			5000K	18337	153
		110D	3000K	16248	135
			4000K	17308	144
			5000K	17132.4	143
	100W	60D	3000K	15077	151
			4000K	15706	157
			5000K	15613	156
		90D	3000K	14767	148
			4000K	15365	154
			5000K	15496	155
		110D	3000K	13817	138
			4000K	14607	146
			5000K	14575	146
	80W	60D	3000K	12544	157
			4000K	13096	164
			5000K	13096	164
		90D	3000K	12308	154
			4000K	12676	158
			5000K	12991	162
		110D	3000K	11698	146
			4000K	12235	153
			5000K	12321	154

## DIMENSIONS

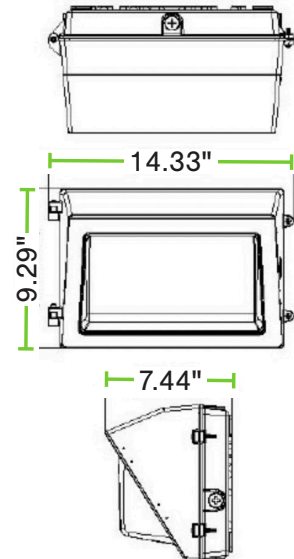
### PLT-13608:

Depth: 7.44"  
 Height: 9.29"  
 Width: 14.33"  
 Weight: 7.1 lbs



### PLT-13609:

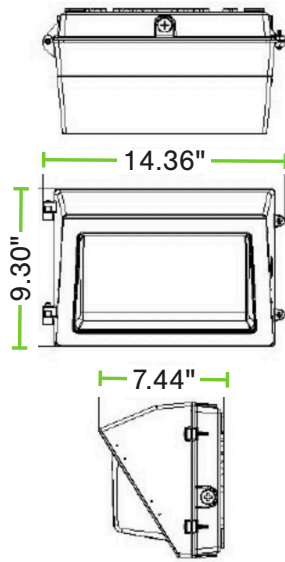
Depth: 7.44"  
 Height: 9.29"  
 Width: 14.33"  
 Weight: 7.5 lb



# DIMENSIONS

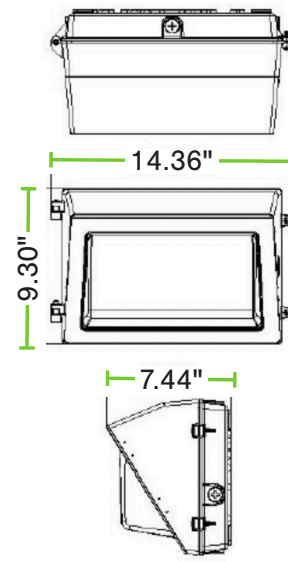
## PLT-13617:

Depth: 7.44"  
 Height: 9.30"  
 Width: 14.36"  
 Weight: 7.1 lbs



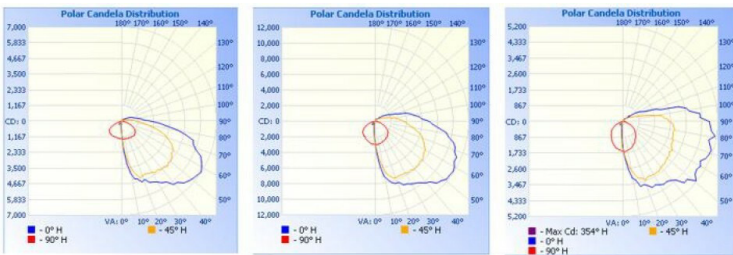
## PLT-13618:

Depth: 7.44"  
 Height: 9.30"  
 Width: 14.36"  
 Weight: 7.5 lbs

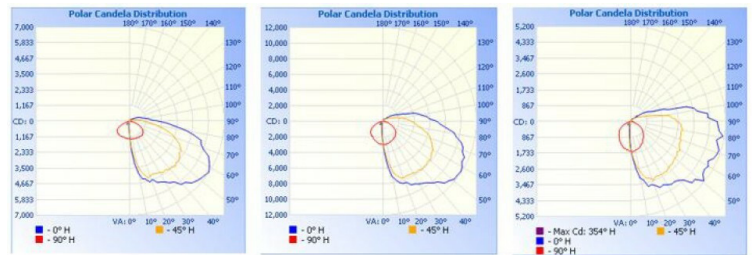


# PHOTOMETRICS

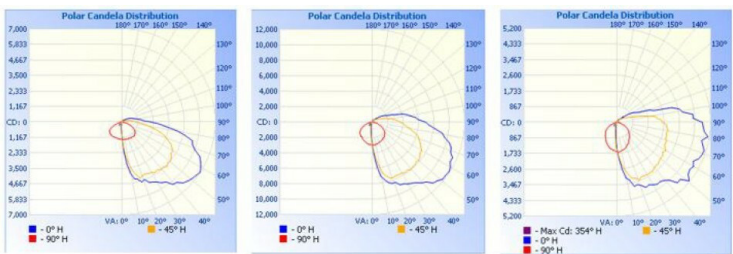
## PLT-13608



## PLT-13617



## PLT-13609



## PLT-13618

