



# 83547

## LED SHOE BOX FIXTURE

OUTDOOR POLE/ARM-MOUNTED AREA AND ROADWAY LUMINAIRES


### FEATURES


- Elegant and modern appearance
- Hollow heat sink design, fixture is lighter with excellent heat dissipation.
- High quality Samsung Chips
- Meanwell Driver

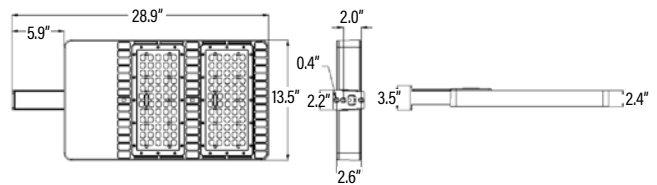
### APPLICATION

Parking lot, street and building perimeter lighting.

### PRODUCT DETAILS

ELECTRICAL	
Wattage	186W
Voltage	200-480V
Current	1A
Power Factor	0.9
Total Harmonic Distortion (THD)	10.5
LIGHTING PERFORMANCE	
Lumens	21850
Lumens Per Watt (Lm/W)	117
Color Temperature (CCT)	5000K
Color Rendering (CRI)	86
Beam Angle	120°
Light Distribution	Type II
Dimmable Lighting Control	
COMPONENTS	
LED Light Source	Samsung LH351B
Driver	Meanwell HVG-240-36A
ENVIRONMENT	
Operating Temperature	-40°C ~ 50°C
Suitable Location	<b>WET</b>
Ingress Protection Rating	IP65

LIFESPAN	
Average Life (Hours)	50,000
Warranty (Years)	5
CONSTRUCTION	
Housing	Aluminum
Base / Power Supply	Hard Wired
Finish	Bronze
PACKAGING	
Master Carton	1pc / 811768022148
CERTIFICATIONS	
	
DIMENSIONS	
Dimensions (Inches)	13.5"(L) x 13.5"(W) x 2.4"(H)
Weight (Pounds)	22



### ORDERING

ITEM#	DESCRIPTION	CASE
83547	LED SHOE BOX FIXTURE 186W/50K/200-480V/POLE/WALL MOUNT/BRONZE - DLC	1
BRACKET OPTIONS		
83530	LED SHOE BOX FIXTURE FITTING - ADJUSTABLE SLIP FITTER/BRONZE	1
83610	ADAPTER FROM ROUND TO FLAT POLE/BRONZE	1
83612	ADAPTER TO MOUNT A SLIP FITTER ON A FLAT POLE OR WALL/BRONZE	1

Please check DLC website for the most current list of approved items  
Published lumens on LED products are approximate and may vary slightly.